

Kansas State University College of Veterinary Medicine

Healing Hands

On a
Mission
with
**Dr. Robin
Hughes**

More inside

Alumni abound at APHIS

Diagnostic Lab does it all



Volume 5 Issue 2
Fall 2009

WWW.VET.K-STATE.EDU

Contents

4 Bits & bytes

News from the College of Veterinary Medicine

6 Diagnosing your problems

Kansas State Veterinary Diagnostic Lab offers full variety of services

8 Why I teach veterinary medicine

Meet Dr. Susan Nelson, clinical assistant professor

10 Protecting public health

K-Staters find wide range of career options in USDA-APHIS

12 Where the buffalo roam

Dr. Tolani Francisco checks herd health and more

14 Cover story: Bringing comfort

Dr. Robin Hughes goes on a humanitarian mission to Central and South America for rabies control

18 More bits & more bytes

June Conference awards; Dr. Klocke's double delight; Dr. Cates picked for One Health spot

21 Thank you to our gracious alumni

Gifts to veterinary college provide keys to growth

22 One Health Fest & Rabies Symposium draw crowds/Research tips & assistance

23 VMAA letter from president

24 Alumni news & In Memoriam

Romantic novel features fictional alumnus

26 Alumni Recognition Awards

27 Reunion sparks great memories

Dr. Andy Stewart recalls presidential adventure



COLLEGE OF VETERINARY MEDICINE ADMINISTRATION

Dean

Dr. Ralph Richardson

Associate Dean, Admissions and Diversity Programs

Dr. Ronnie Elmore

Interim Associate Dean, Academic Programs

Dr. Melinda Wilkerson

Associate Dean, Clinical Programs Director, Veterinary Medical Teaching Hospital

Dr. Roger Fingland

Hospital Administrator Veterinary Medical Teaching Hospital

Dr. Shirley Arck

Head, Anatomy and Physiology

Dr. Frank Blecha

Head, Diagnostic Medicine/Pathobiology

Dr. M.M. Chengappa

Head, Clinical Sciences

Dr. Bonnie Rush

Director, Diagnostic Laboratory

Dr. Gary Anderson

Veterinary Medical Continuing Education

Dr. Bob Larson, Executive Director

Director, Veterinary Medical Library

Prof. Gayle Willard

Director, Graduate Programs

Dr. Michael Kenney

Healing Hands

is published by the Office of Development and Alumni Affairs in the College of Veterinary Medicine at Kansas State University.

Editor, Designer

Joe Montgomery

Contributing writers and layout

Kayla Chrisman

Dusty Dhuyvetter

Tyler Nelssen

Brandee M. Werth

Photography

Dave Adams

Joe Montgomery

Director of Development

Chris Gruber

Development Officers

Megan Kilgore

Chris Stephens

Marketing/Development Officer

Patrice Scott

Pet Tribute Coordinator

Sharon Greene

Alumni Affairs Coordinator

Cheri Ubel

Development Coordinator

Diana Sarfani

MAILING ADDRESS

Dean's Office

College of Veterinary Medicine

Kansas State University

101 Trotter Hall

Manhattan, KS 66506-5601

TELEPHONE
785-532-5660

WEB ADDRESS
www.vet.k-state.edu

About the cover: Dr. Robin Hughes vaccinates cats and dogs in Colombia as part of a humanitarian mission organized by the Alliance for Rabies Control.

Foreword — progress

Public health ventures due to CVM's strong core

It is an honor to represent the College of Veterinary Medicine and its alumni. Along with the leadership of many others at K-State, the city of Manhattan and the state of Kansas, we have played an important role in solidifying and growing our reputation at Kansas State University and beyond.

Last spring, we announced the selection of Manhattan, Kan., as the site for the new federal National Bio and Agro-Defense Facility (NBAF). This will be the leading institution for zoonotic disease research in the world. It is being brought here because of our strengths in food safety and security and animal-disease research.

As of Oct. 1, 2010, Manhattan will also be the new site for the USDA's Antropod-Borne Animal Disease Research Laboratory (ABADRL), which is being relocated from Laramie, Wyo. Its scientists work on vector-borne diseases transmitted through fleas, ticks and mosquitoes. ABADRL will be a wonderful fit for the CVM and for K-State with its Department of Entomology, as well as the many research activities already taking place in the nearby Kansas City Animal Health Corridor.

We now need to plan where our college should be in 10 or 15 years when these and other new facilities are up and running. In order to prepare an adequate workforce, we must expand our capabilities of preparing graduates to enter career pathways that address the bio and agro defense concerns in the world.

In this issue of Healing Hands, you will read about alumni who work in public health, such as with USDA-APHIS. Notice how they credit their core education in veterinary medicine at K-State in helping them be successful public health officers.

While our core focus will always be on preparing graduates for veterinary practice, we see greater interest among our undergraduate and graduate students in public health and infectious disease research. A K-State veterinary education provides a foundation for good science and research practices. I envision Manhattan as becoming the next "CSI-Miami," where our profession will play an important role in unraveling the puzzles of maladies that affect both animals and humans.

Please keep in touch. We want to hear from you and we hope you enjoy reading the many stories about the CVM and alumni activities in this issue of Healing Hands.

Sincerely,



Ralph C. Richardson, DVM, Dean



PHOTO BY JOE MONTGOMERY

bits & BYTES from the College of Veterinary Medicine

TV correspondent speaks at White Coat Ceremony



Dr. Debbye Turner Bell

being addressed by a television news correspondent and former Miss America: Dr. Debbye Turner Bell.

Since 2001, Dr. Turner Bell has been a staff correspondent on CBS' "The Early Show," where she covers a variety of subjects as a feature reporter and as a veterinarian hosts regular pet segments titled "Pet Planet."

Dr. Turner Bell has been a motivational speaker for several years. Since being crowned Miss America in 1990, she has

The Class of 2010 will have many special memories by the time they graduate from the CVM. It's considered a tremendous accomplishment when a student gets his or her White Coat because it signifies the transition from preclinical to clinical studies. This year's class will also have the special memory of

spoken to more than a half million students at hundreds of schools, youth organizations and college campuses. Her topics include personal excellence, determination, goal setting and the importance of a solid education.

Dr. Turner Bell's beliefs reflect her own life lessons — it took seven years and 11 tries in two states before she was crowned Miss America.

Dr. Turner Bell graduated from the University of Missouri-Columbia in 1991 with a Doctor of Veterinary Medicine degree. She earned a bachelor's degree in agriculture in 1986 from Arkansas State University.



Students from the Class of 2010 prepare to take the oath of professionalism after receiving their white coats.

Students win essay awards

The 2009 JF Smithcors Essay Contest was held in May and proved to be a success for K-State College of Veterinary Medicine students Tiffany Lee and Valerie Livingston. Tiffany captured third place with her essay, "Brisket Disease in Cattle: A Brief Overview and History." Valerie took second place in the contest with her essay titled "Foot and Mouth Disease: A Story of Resilience."

The contest received a total of 12 papers from three institutions. Ashley Mitek, from the University of Illinois, took the top place finish with an essay titled, "From Early Man to Man o' War: A History of the Cribbing Horse."



Tiffany Lee



Valerie Livingston

Dr. Fred Oehme retires

Dr. Fred Oehme retired in June after 50 years with the CVM. He began his career as a clinical instructor at K-State in 1959 and became a faculty member in 1963.

Dr. Oehme received a bachelor's degree in biological science from Cornell University, master's degree in toxicology and medicine from K-State and doctorate in toxicology from the University of Missouri. He received his DVM in 1958 from Cornell University.

Since 1969, he led the Comparative Toxicology Program, an internationally recognized postgraduate training center for toxicologists and a research and clinical service facility. Dr. Oehme installed a 24 hours a day, seven days a week Information Response Center to answer requests for information on potential chemical hazards, clinical emergencies and environmental contamination.

He said the teamwork and positivity of his colleagues has helped make the CVM a great place to work.



Dr. Fred Oehme

Dr. Rush becomes distinguished OSU alum

Dr. Bonnie Rush, head of Clinical Sciences in the CVM, was honored by her alma mater with a Distinguished Alumni Award in June.

"Recognition from the faculty responsible for training me to become a veterinarian and a specialist is the most significant event of my career,"

Dr. Rush said, who received her DVM from The Ohio State University in 1989. She also completed a master's degree in 1993 in conjunction with a three-year residency in equine internal medicine in OSU's Department of Veterinary Clinical Sciences.

Upon completing the residency, Dr. Rush joined the faculty at K-State where she has served as the head of Equine Medicine and Surgery, the Associate Dean of Career Development, and her current position.

In 2004, the National Association of Women Veterinarians honored Dr. Rush as Outstanding Woman Veterinarian of the Year (also won by Dr. Lisa Freeman in 2002 and Dr. Melinda Wilkerson in 2008).



Dr. Bonnie Rush

Rabies Laboratory moves to new site

After 80 years at the CVM, the K-State Rabies Laboratory moved to new facilities. The new location is in the Manhattan/ K-State Innovation Center at the Research Park on the top of the hill east of Mosier Hall, where it was previously located.

"This was a good move for us" said Dr. Gary Anderson, director of the KSVDL. "Many people were involved in securing this new location for us — from the KSVDL, CVM, K-State's administration, and, significantly, the city of Manhattan. We want to thank them for their support."

The Rabies Laboratory is one of the highest volume rabies serology centers in the world handling over 55,000 samples annually in service to veterinarians and animal owners through tests to measure antibodies to rabies.



Brandy Gowdy, research assistant, (center) gives a tour of the new Rabies Laboratory.

CVM faculty lead national and international organizations



Dr. Meena Kumari became a member of the Neurotoxicology and Alcohol Study Section, Center for Scientific Review for the National Institutes of Health. She will help review grant applications and research.



Dr. Howard Erickson was elected president of the American Veterinary Medical History Society and has also joined the Vet 2011 National Committee to plan for the 250th anniversary of the veterinary profession.



Dr. Roman Ganta was elected president of the American Society for Rickettsiology. "Those attending our conference were very complementary about K-State's organizational contributions for the meeting," he said.



Dr. Dan Thomson chaired the OIE Beef Cattle Production and Animal Welfare committee in July, whose members include experts from Uruguay, Kenya, Australia, China and Ireland.



Dr. Michele Borgarelli was elected president of the European College of Veterinary Internal Medicine-Companion Animals. Dr. Borgarelli is also an officer in the Cardiology Specialty Group of the same organization.

Diagnosing Your Problems

at the Kansas State Veterinary Diagnostic Lab

By Dusty Dhuyvetter

“What can the Kansas State Veterinary Diagnostic Lab do for you?”

The technical answer to this question would end up being quite a list, but a simple “more than you think” would work for most people. While the Kansas State Veterinary Diagnostic Lab (KSVDL) is already highly regarded, it serves functions that many people aren’t even aware of.

To begin with, the KSVDL is a full-service, American Association of Veterinary Laboratory Diagnosticians (AAVLD) accredited laboratory, offering a complete range of diagnostic services for all species. The KSVDL is pleased to be part of the College of Veterinary Medicine and Kansas State University and, along with the Veterinary Medical Teaching Hospital (VMTH), serves as one of the two main service units for the college.

Director of the KSVDL, Dr. Gary Anderson said, “We are concerned with giving the very best results no matter the test — our goal is to treat each and every case and/or sample as if it was our own.”

The testing, evaluation and interpretation that take place serve as the core of what the lab is all about. The KSVDL provides testing in bacteriology, clinical pathology, molecular diagnostics, parasitology, pathology, rabies, serology, toxicology and virology. Whether it is testing on large numbers of production animals to potentially save someone a lot of money or on companion animals to save important friendships, the KSVDL is capable.

There is no other lab in Kansas that can accommodate the wide range of tests, technologies

and services available in the Diagnostic Lab. Many times, tests cannot provide the very best answers without the technology and expertise provided by the Diagnostic Lab.

Pathology is a foundational discipline for the lab, and while it is not always the most glamorous division of any veterinary diagnostic lab, it is hard to think of a more important one. There are three areas that encompass pathology services in the Diagnostic Lab: Necropsy, Histopathology, and Immunohistochemistry. These sections are responsible for preparing animals and tissues for careful examination by board-certified veterinary pathologists, which provides essential diagnostic information. The KSVDL has eight pathologists who are certified by the American College of Veterinary Pathologists.

Another prominent division of the KSVDL is the Rabies Lab. The Rabies Lab is one of only two labs in the United States that routinely evaluates rabies titers, which tests the level of immunity in a patient after receiving rabies vaccine. The lab is also the primary rabies diagnostic testing lab for Kansas and Nebraska, testing approximately 2,500 specimens annually. Animals headed to any rabies-free areas such as Hawaii, United Kingdom, Japan, Australia, and New Zealand can also be certified to travel because of testing done in the Rabies Lab.

Outside of testing, there are other convenient services the lab provides on a regular basis. Some of these include: receiving samples to test, offering supplies for others’ use and giving referrals to where certain tests might be run. The Diagnostic Lab receives samples from 8 a.m. to 5 p.m., Monday



Dr Bhupinder Bawa (center), pathology resident, leads fourth-year students through necropsy procedures during Diagnostic Lab rotations.



Pilar Gunter and Angie Baker work on animal export cases in the Serology Lab.

through Friday, and 8 a.m. to noon on Saturday. If you are within Manhattan, Junction City or Fort Riley the Diagnostic Lab provides courier service to local clinics. In addition, the KSVDL offers supplies for the use of others. Biopsy containers, tube mailers, ear notch containers and shipping boxes can all be obtained through the lab, if needed. Finally, if for some reason the Diagnostic Lab can’t run a test that is needed, they can refer or forward the sample to a laboratory that will be able to accommodate special needs.

Because the services of the KSVDL are not as widely known as they might be, with input from a very active external advisory board, the Diagnostic Lab has embarked on a campaign to communicate more effectively with veterinarians and other stakeholders. As the place that often gives the final answer to veterinary problems, Dr. Anderson says, “The Diagnostic Lab just needs to be branded.”

This should not be too steep of a challenge considering all of the great things going on, including recently expanded services and facilities, and a very capable staff.

So if the question is still “what can the Kansas State Veterinary Diagnostic Laboratory do for you?”, why not take the time to find out? You will not be disappointed. 🌐

To learn more about the KSVDL, visit its Web site: www.vet.k-state.edu/depts/dmp/service/index.htm

PHOTOS BY DAVE ADAMS



Alyssa Humbarger checks a 96-well plate that has been drying (acetone fixing of tissue culture cells) prior to staining the cells in the wells as part of the FAVN rabies serology test.

'Why I teach veterinary medicine'

Dr. Susan Nelson teaches students and public about animal health

Dr. Susan Nelson is a clinical assistant professor in general medicine and works in the Pet Health Center/Community Practice section of the K-State Veterinary Medical Teaching Hospital. She earned a bachelor's degree in biology at Hastings (Neb.) College in 1985 and her DVM from K-State in 1989. Originally from Albion, Neb., Dr. Nelson worked in private practice 14 years in Manhattan before joining the faculty. She's frequently featured by K-State Media Relations in news stories about pet health, where she offers timely, no-nonsense advice for pet owners.



What made you want to be a veterinarian?

I've always loved animals. When I was 5, I went with my family to watch a veterinarian, who was a family friend, perform a C-section on a cow. I thought that was one of the most amazing things I had ever seen and was pretty much hooked from then on.

How did you transition from practicing medicine to teaching?

Between regular hours and working emergency at our clinic, I saw many cases and gained much experience. I was also able to play a role in preparing our clinic for AAHA accreditation and reaccreditation while working there. This process was also an invaluable experience. After becoming a mother, I decided it was time for some type of change. A friend let me know there was a position at K-State. I'd never really thought about there being a place for me at the VMTH, but the more I thought about it, the more I thought that this just may be it, so I applied and the rest is history.

What lessons have you applied to teaching from your time as a student?

Be open to new ideas. The great thing about veterinary medicine is that it is

ever-evolving. One has to be open to new ideas in order to keep up with changes in technology, treatment, etc.

What has been most rewarding about teaching? Seeing the "light bulb" go on when a student perfects a technique or starts finding things on physical exams which previously eluded them. It is also rewarding to know you played some small part in the development of a student into a successful practitioner. An added bonus is that students are just fun to be around.

What trait do you think helps a teacher be successful? Honesty and a sense of humor — OK, that's two, but I think they are both equally important. Students are smart. They know when you're not being totally on the level with them, so to be anything but honest with them seems pointless and ineffective for a good relationship. Humor is also important. I think veterinarians have some of the best senses of humor. There is enough stress when one is going through clinics, so being able to crack a joke now and then can be very therapeutic. 🐾



Four Brands

one commitment to your success

> Service, Support, Technology and Equipment
for your Practice



Webster Veterinary

For more than 60 years, Webster has helped practices like yours succeed. With outstanding customer service, a full range of quality products and innovative design, training and financing solutions, Webster brings more value to your practice than any other supplier.

- Clinical supplies
- Equipment
- Diagnostic products
- Vaccines and pharmaceuticals

800.225.7911



1

Milburn Equine

Milburn Equine is your source for reliable equipment, supplies and support to keep you at the forefront of your profession. Rely on Milburn for the industry's most consistent, dependable service.

- Equine vaccines
- Veterinary pharmaceuticals
- Clinical supplies and equipment

800.279.6452



2

IntraVet

IntraVet industry-leading veterinary software offers the complete solution to managing your veterinary practice – hardware, networking, software and top-tier support. Now at work in over 2,200 North American veterinary practices, IntraVet has been developed and refined based on the feedback of veterinarians like you. Call for your FREE demonstration today!

877.422.8838



3

DIA – Diagnostic Imaging Atlas

It's easier than ever to educate your clients, validate procedures and increase revenue using over 2,000 state-of-the-art 3D photos and animations.

- Advanced visual overviews
- Surgical animations
- Radiology files and endoscopy images
- DIA Touch and DIA iPhone

888.826.0935



4

Protecting Public Health

CVM alumni find wide range of career options with USDA APHIS

By Brandee M. Werth and Kayla Chrisman



PHOTO COURTESY OF DR. ELLITHORPE

Chronic Wasting Disease Specialist, Dr. Jack Ellithorpe examines an elk in Colorado. He regularly helps with CWD research at the Colorado State University College of Veterinary Medicine Diagnostic Lab.

From hands-on animal care to administrative work in the nation's capital, the Animal and Plant Health Inspection Service (APHIS) protects and promotes U.S. agricultural health, regulates genetically engineered organisms, administers the Animal Welfare Act, and carries out wildlife damage management activities.

There are numerous K-State CVM alumni who are employed by APHIS, which is a branch of the United States Department of Agriculture (USDA), the agency that works 24/7 to defend America's animal and plant resources

from agricultural pests and disease by implementing emergency protocols within affected states. Employees can be active in areas such as: animal health and welfare, biotechnology, emergency preparedness and response, import and export, international services, permits, plant health, regulations and assessments, and wildlife damage management.

Jack Ellithorpe, DVM CWD Specialist VMO/Field

Dr. Jack Ellithorpe, class of 1970, is a Chronic Wasting Disease Specialist for

APHIS. He was employed by the Food Safety and Inspection Service for 10 years before being hired by APHIS.

Dr. Ellithorpe's job consists of determining if owners want to depopulate their herd for indemnity or continue their operations as a hunt facility when there is a positive case of CWD diagnosed.

Dr. Ellithorpe's favorite aspects of his job include visiting the various elk ranches, instructing employees on proper methods for taking CWD tissue samples, APHIS training sessions, and field work with the VMOs. Some of his most significant accomplishments include instilling a level of trust with the captive elk ranchers and Colorado Elk Breeder's Association and helping commercial elk ranches find suitable slaughter facilities for their animals. He also assists Dr. Terry Spraker with taking rectal biopsies for CWD research at the CSU College of Veterinary Medicine Diagnostic Lab.

"K-State was a great environment for developing a good work ethic and the personal and professional qualities to deal with a large variation of personalities in often difficult situations. Thank you faculty members from 1966 to 1970," Dr. Ellithorpe said. "I still derive a great deal of personal gratification from communication with my former classmates."

Roger Perkins, DVM Veterinarian in Charge

Dr. Roger Perkins, class of 1970, works in conjunction with Colorado's State Veterinarian in administering

animal health and welfare requirements.

“The job gives me a strong sense of being helpful on a number of levels,” Dr. Perkins said. “I have a feeling of helping the producers on a larger scale by surveillance and elimination of diseases that may threaten our herds and flocks.”

Dr. Perkins said one of his biggest accomplishments has been his involvement in several successful

animal and germ plasm importations involving a high level of disease risk control. He helped develop and implement procedures to mitigate disease risk while importing genetics from foreign countries which would expand the U.S. genetic pool.

“I was given a broad-based pragmatic education at K-State and was taught to combine solid science with common sense and practical approaches to problem solving,” Dr. Perkins said. “In Veterinary Services, as in practice, it isn’t a matter of always knowing all that you need to know, but rather knowing enough to begin without causing harm, and being able to find out the rest of what you need to know to correctly complete the task.”

He and his wife, Sherri, have been married 47 years. They have three married daughters and two grandsons.

“In federal service I worked with some fantastic colleagues worldwide,” Dr. Perkins said. “I’ve enjoyed some international travel and have had some truly unique experiences. I feel like I have done a little bit of good in the world. What more could you ask for?”

PHOTO COURTESY OF DR. PERKINS



Dr. Roger Perkins helped develop procedures to mitigate disease risk while importing genetics from foreign countries to expand the U.S. genetic pool.

PHOTO COURTESY OF DR. HONSTEAD



Dr. John Honstead is the regional epidemiologist of the Western Region. He enjoys assisting Veterinarians In Charge and other area epidemiology officers.

John Honstead, DVM Regional Epidemiologist Western Region

Dr. Honstead, class of 1977, is currently the Regional Epidemiologist of the 23 Western Region states. He provides technical and scientific support to the region for the National Animal Identification System, John’s Disease and several special projects such as import and export user fees.

Dr. Honstead started in APHIS by following in his late father’s footsteps. His father, Dr. Herndon Honstead, worked as a field veterinarian for the Bureau of Indian Affairs in 1950 after graduating from K-State. “I grew up in Veterinary Services so it was just natural that I follow him,” Dr. Honstead said.

Along with working for APHIS for the past 10 years, Dr. Honstead has also worked as a staff officer in the Food and Drug Administration, providing BSE (“mad cow” disease) expertise for all five centers in the FDA. He was able to travel to the UK, Berlin, Mexico City and Canada for BSE issues. Dr. Honstead also took time to earn a master’s degree

in medical microbiology at the University of Georgia in 1990.

Dr. Honstead’s favorite part of his job is interacting and being able to provide epidemiology support to our Area Veterinarians In Charge and Area Epidemiology Officers with program and agency issues.

“K-State provided me an excellent professional education in my DVM, especially with an attitude to work as a team member and looking toward the big picture,” Dr. Honstead said.

Currently, Dr. Honstead and his wife, Sherry, live on a small horse farm 20 miles north of Ft. Collins, Colo., with the coyotes, pronghorn antelope and eagles.

Dr. Honstead’s son and two granddaughters reside in Lakeside, Calif., while his two stepdaughters with one granddaughter each live in Denver. His daughter, Marci, who was born while he attended K-State, died of frontal temporal dementia in San Diego in March after four years of illness.

Dr. Honstead says he looks forward to retiring in the next few years. 🌱

Where the Buffalo Roam

Dr. Tolani Francisco APHIS Epidemiologist and 'Vet Detective'

By Joe Montgomery

Dr. Tolani Francisco, class of 1990, is the Area Epidemiology Officer in Colorado. She became involved with APHIS after learning they had a program for practitioners to become federal veterinarians. Her job consists of managing program diseases, keeping databases and tracking disease outbreaks in Colorado, and rating how the state ranks on a national basis.

The most appealing aspect of her job, Dr. Francisco states, is the travel. Some places she has been to include: Bolivia (while working for the USDA as the FMD coordinator for the Departments of Beni and Pando in charge of overseeing a vaccination program for over 5 million head of cattle); the United Kingdom (spending three months working on FMD); Alaska (to work on the Caribou and Reindeer villages around Nome and Kotzebuk); and most recently Cairo, Egypt, (to work on the Avian Influenza problem in the Egyptian Delta region).

"I never imagined I would be working for the government," said Dr. Francisco. "I have always wanted to open a clinic on my reservation in New Mexico, but financial obligations have prohibited that since I know the area is greatly impoverished. Now, in the work I do, I rely heavily upon the education I received from Dr. John Noordsy and Dr. David Schoneweis."

Tribal family and K-State family

Dr. Francisco's K-State story is unique. She was born on the Navajo Reservation in a little community called Leupp, Ariz. Her father had been an agricultural extension agent for the Bureau of Indian Affairs.

"I've always been my father's daughter," Dr. Francisco said. "Because he never made it to veterinary school, I decided in my high school years I wanted to be a veterinarian."

Her family had lived on the White Mountain Apache Reservation in Arizona and the Choctaw Indian Reservations in Mississippi. They spent every summer on their own reservation, the Pueblo of Laguna in New Mexico, working cattle, sheep and horses with Dr. Francisco's grandfather.

"My family had always used veterinarians in Albuquerque that had been K-State veterinarians," Dr. Francisco said. "I had wanted to go to Colorado State University like all my friends in undergraduate school [Editor's note: Dr. Francisco earned her bachelor's degree at New Mexico State University in Las Cruces]. My dad convinced me to apply to K-State even though it was not a WICHE [Western Interstate Commission for Higher Education] school, and I'd be paying full out-of-



ALL PHOTOS COURTESY OF WONDERWISE / UNIVERSITY OF NEBRASKA STATE MUSEUM



state tuition. I was accepted by both schools, so I had to make a decision. For spring break, I flew into Manhattan in the middle of a snow storm where Dean Coffman's wife met me at the airport with one of her son's jackets and a spare pair of snow boots! Dr. Noordsy and Dr. Sam Kruckenberg showed me around the school explaining that at K-State I was not just another student, but part of a huge family. I was hooked! Later that week I went to Ft. Collins, but the feeling was nowhere near what I'd felt at K-State."



Dr. Francisco's decision was soon validated by difficult circumstances.

"On my way to college in August 1986, my dad and I were involved in a very bad automobile accident with a semi truck," Dr. Francisco recalled. "While I was in the hospital, my parents called Dr. Noordsy, and he told them to have me come a year later. They would hold my place for me. I didn't want to do that. When I got out of the hospital, it was two weeks into the semester, but I had my family take me to Manhattan. I had to wear a cervical collar and use a walker to get around, but everyone welcomed me and helped me get going in school. I have such good memories of everyone being so helpful."

A role model and a 'Vet Detective'

"As far as I know, there are maybe 15-20 American Indian veterinarians across the U.S.," Dr. Francisco said. "We are still a small minority and those of us from reservations are very small in number. Most of the Indian veterinarians I know do small animal work, but not too many want or like the food and large animal route."

Because Dr. Francisco does work with large animals in connection with tribal lands, she was chosen in 2000 to participate in a unique project produced by the University of Nebraska State Museum and Nebraska 4-H Youth Development through NET Television. The project was called Wonderwise and featured video profiles of nine women in different science disciplines. Dr. Francisco represented her field as the "Vet Detective."

The Wonderwise series offers an educational kit targeted at grades 4-6, which includes a "Vet Detective" video, CD-ROM with additional videos and educational information, and a 48-page activity book. The kits, offered in both English and Spanish, have been used nationwide by schools and 4-H programs.

Joe Turco, manager of television content production and executive producer at NET, said, "Dr. Francisco is an amazing

person, as well as an impressive veterinarian. Producing her profile in New Mexico was an enlightening experience. The mission of Wonderwise was to show the science process in action, and we were able to do this through Dr. Francisco's work with bison and other large animals in the field. She is also a great role model for young women."

"Vet Detective" won several awards including the Cine Golden Eagle award, Best Instructional Media Product from the National Educational Telecommunications Association (NETA), Parents' Choice Approved Award Winner, Golden Aurora Award from the Aurora Awards Film and Video Competition, and an Honorable Mention in the Columbus International Film and Video Festival. More information about "Vet Detective" and the Wonderwise series can be found online at: <http://wonderwise.unl.edu/> and a copy of the DVD is on file in the CVM's Veterinary Medical Library in the Animals in Society Collection, under call number SF 996.36 .F73 v48.

Committed to public service

Dr. Francisco's other significant accomplishments include being selected by Agriculture Secretary Ann Venneman in 2000 to be the Native American Liaison for USDA to all tribes in North America and being ranked captain as a Public Health Officer while she was in the Air Force. Part of her job as a Public Health Officer included being in charge of as many as 22 Public Health Technicians and working on many special deployment assignments of the Iraq and Afghanistan theater of operations.

"Now I have aspirations of being an Area Veterinarian in Charge or a Regional Director, so I am currently pursuing a Master of Public Administration degree at the University of Colorado-Denver," Dr. Francisco said. "Someday I still hope to return to my reservation and work with my tribe on all veterinary, agricultural and public health issues. Maybe I can afford to open a small clinic too!" 🐾

Cover story

USDA

"Horses are an important animal in Nicaragua for transportation and work. Here, I am vaccinating a foal for rabies and tetanus and am assisted by Staff Sgt. Chad Rix, U.S. Army."

Bringing comfort

Dr. Hughes lends her veterinary skills on humanitarian mission to Central America

By Dr. Robin Hughes



I'm Dr. Robin Hughes, DVM class of 1987. I have done private practice, zoo practice, wildlife and zoo curatorship, flight training, and now, shelter medicine. I currently live in Bradenton, Fla., but have practiced in New Jersey, California, Michigan and Virginia. What inspired me to pursue public health was my interest in zoonotic diseases and the high percentage of human diseases that originate in animals.

This field experience came about from connections I made with our state public health veterinarians, Dr. Lisa Conti and Dr. Carina Blackmore. They put me in touch with a local retired veterinarian, Dr. Bruce Kaplan, who is involved in the One Health Initiative.

Another group, the Global Alliance for Rabies Control, was contacted by the Navy, which was looking for a participant for Operation Continuing Promise. The Alliance's representative, Dr. Debbie Briggs, contacted Bruce, and he thought of me. I chronicled my trip by posting periodic entries at the Alliance's Web site, which you can read below.

Date: May 16, 2009

Location: Antigua - approaching the USNS Comfort

Operation Continuing Promise is an international, joint military and civilian effort. On board the ship are members of the Navy, Army, Marines, Air Force, Coast Guard, US Public Health Service, Reservists and Merchant Marines. Additionally, military personnel are

present from the Netherlands, Nicaragua and Canada.

The non-governmental contingent consists of six charitable organizations including Project Hope, Operation Smile, the Rotarians and the Church of the Latter Day Saints.

The medical capabilities of the ship comprise most procedures except open heart surgery, joint replacement and transplant surgery. Most patients are seen in an outpatient setting on land, but surgical patients are screened and then brought aboard ship for their procedures. The ship has the capability for 1,000 hospital beds.

Date: May 26, 2009

Location: Colon, Panama

This morning, we visited the Ministry of Agriculture to determine what their needs are for our mission. Their main concerns are bot flies, screw worm and rabies.

The ministry, in conjunction with the USDA, carries out the screw worm eradication program, whereby adult male flies are irradiated and released, thereby insuring their sterility. In this particular area of Panama, the screw worm is present, and

we are checking the cattle, goats and other livestock for this parasite when we process them for vaccines and deworming.

We are vaccinating all the livestock and small animals for rabies, which is present in this area. Vampire bats are an important vector here. The ministry practices nighttime capture of bats and testing for rabies.

Date: June 1, 2009

Location: Panama City, Panama

Today we took a break from our rabies prevention efforts in the local livestock and domestic animal populations and visited the screw worm eradication facility in Panama City. This is a joint effort between the USDA and the Panamanian Ministry of Agriculture. The plant rears screw worms, irradiates the pupae and releases

PHOTOS COURTESY OF DR. ROBIN HUGHES



In El Salvador, Dr. Hughes enjoys socializing with a native parrot.



Dr. Hughes (center) prepares for being airlifted from the ship to Nicaragua in a Navy helicopter.

the flies in mass from airplanes. Recently, there has been a screw worm outbreak in this area, but it appears to be fairly localized.

Screw worms once caused significant losses in the U.S. cattle industry, because the maggots invade living tissue, burrowing deeply, causing infection and gangrene. Any animal with a skin wound is a target. Humans can even be affected. Screw worms in the U.S. have been extirpated since the 1960s, and the line of extinction has been rolled back to Panama. Thus, the USDA maintains a presence here to safeguard the U.S. and all countries north of this line from recolonization by this fly.

Research is being done on various aspects of rearing the flies, separating the sexes prior to irradiation to target males only, and understanding differences in fly strains from other locales. COPEG, as the organization is called, is hoping soon to get a chance to eradicate screw worms in Cuba.

Date: June 10, 2009

Location: Tumaco, Colombia

We are staying ashore in Tumaco. The thrust of the mission here is vaccination of the small and large animals. We are handing out a lot of the rabies brochures as well, and the people seem grateful for the information. Dr. Cynthia Hoobler, a public health veterinarian from Texas has joined us, and we are happy to have her perspective on things.

Date: June 15, 2009

Location: Tumaco, Colombia

We are preparing to finish our mission in Colombia tomorrow. The Colombian people have been very grateful to have their large and small animals vaccinated and dewormed. We also have cared for some sick animals, and done a few necessary surgeries, one of which was to remove a screw worm infested mass from a dog.

We have been handing out Spanish-language rabies information to all pet owners, and the people seem genuinely interested and happy to receive this information. In some cases, they have even come to us asking for it. Overall, I believe we reached quite a few needy individuals, and spread the word about rabies prevention.



"Although we mostly did vaccinations and dewormings, we also operated on a few sick animals. This dog's puppies had died in utero a week or more before, and she was becoming toxic. This surgery saved her life. I am assisting Maj. Ron Powell, U.S. Army, by showing him the modified Miller's knot."

Date: June 17, 2009

Location: Tumaco, Colombia

Tumaco is an area of Colombia where many factors favor the transmission of rabies to humans. One factor is large numbers of stray (and unaltered) dogs that come in contact with children. Most of these dogs are not vaccinated for rabies; of the approximate 100 dogs we saw, only two had a current rabies vaccine. Children carry the local dogs by grabbing the front legs or both the front and back legs, and haul them bodily to the desired location. This positions the dog's head at the level of the child's face, making it easy for a bite to occur.

Additionally, the country of Colombia is in a state of "civil war" due to well-organized and well-funded narcoterrorism. This constant unrest causes disruption in the villages, so that local people leave their homes and animals while seeking safety.

Without adequate stray dog control and vaccination, rabies will remain a problem for the population in rural Colombia.

Date: June 26, 2009

Location: El Salvador

The mission in El Salvador is much the same as in previous countries: that is, vaccinating and deworming cattle. We also vaccinate other animals as the people bring them to us. One observation of interest in this country, as compared to the other countries we've visited, is the fact that domestic animals run loose and species mix

indiscriminately. We see horses untethered by the side of the road, cattle walking down the highway, pigs on the beach, packs of dogs roaming free, and, of course, chickens and turkeys everywhere. Surprisingly, though, I have seen very few stray or free roaming cats here.

Date: July 5, 2009

Location: Nicaragua

We are getting a lot of good receptivity with the rabies pamphlets, and I see people reading them at every place we go. The animals here are very thin and have poor hair coats. The horses are small in body size, and the same goes for the dogs and cats. Sometimes I think I am dealing with a kitten or puppy, and in reality it is an adult.

The cattle seem to be in a bit better condition, although some of them are thin as well. Many farmers don't have adequate pasture for their cattle to graze, so they take them to graze by the side of the roads and other common areas. I haven't seen much quality grass here; instead, the cattle are eating broad-leaved plants and weeds. Some farmers believe that a red cloth wrapped around the cow's neck will help prevent vampire bats from biting.

The pigs, on the other hand, seem fairly well fleshed.

The Surgeon General of the United States made a brief visit to the ship to learn about Operation Continuing Promise and visited us at our work site.

Date: July 13, 2009

Location: Nicaragua

We are finishing our mission in Nicaragua and are in the process of returning to the boat. The Nicaraguan Ministries of Agriculture and Health seem very proactive in rabies control in this country. They vaccinate all dogs yearly, so there was not a great need for us to vaccinate the dogs here. Cats are uncommonly kept as pets, because Nicaraguans "don't like cats." Hence, they do not receive vaccination by the government. The entire time we were there, we saw probably five cats.

According to one of the instructors at the veterinary college in Leon, government officials are in the process of eliminating the vampire bat, which is one of the principal rabies vectors in Nicaragua. Rabies from vampires is now only found in one area in the north of the country. The last known human case of rabies occurred in 1996.

While I was ashore, one of the Nicaraguan health officials came onto the ship to give our crew a lecture on rabies, which was very informative and comprehensive.

Horses are an important animal in this country, and we saw horses being ridden for transportation, pulling carts and helping herd cattle. We vaccinated and dewormed a large number of horses. Unfortunately, many horses are turned loose to graze the highway shoulders, and get hit by cars.

Back at home

Operation Continuing Promise achieved its goal of spreading the United States' goodwill to Central and South American countries. The veterinary team cared for thousands of animals in eight different countries. The main impact of this mission for me was observing the level of the human-animal bond, which is still present despite poverty. However, in the U.S. the human animal bond achieves its highest form because not only do we have a strong regard for the life of our animals but we also have the economic means to properly care for them. This I love about my country. 🇺🇸

PHOTOS COURTESY OF DR. ROBIN HUGHES



Dr. Hughes speaks through an interpreter to a woman with a sick puppy in Tumaco, Colombia.

CVM and KVMA present awards at June conference



Dr. Roger Fedde



Linda Johnson, Ph.D.



Dr. Mike Apley



Dr. Sam Graham



Dr. Marty Vanier



Dr. Bob Gentry

The 71st Annual Conference for Veterinarians resulted in the distribution of several awards. Two special Distinguished Service Awards were given out at the Heritage Evening banquet to former CVM employees. At the luncheon meeting of the Kansas Veterinary Medical Association, several awards were presented including some to K-State alumni.

Heritage Evening Distinguished Service Awards

Dr. Roger Fedde, an emeritus professor in the veterinary college, was recognized for educating more than 3,000 veterinary students in physiology, mentoring students, advising graduate students and serving on numerous committees for the college and university. He taught at K-State from 1964 to 1998 and pursued research in respiratory and exercise physiology, as well as avian physiology.

Linda Johnson was recognized for her 38 years of devotion to the promotion of continuing education and her unwavering loyalty to the college and its alumni. She was an instructor and director of the Veterinary Medical Continuing Education office. As director, she organized all the college's continuing education conferences. Linda retired in 2009.

Kansas Veterinary Medical Association Awards

Dr. Mike Apley, Olsburg, Kan., was presented with the Kansas Veterinary Medical Association's 2009 KSU Distinguished Service Award for his work with the state's veterinary practitioners on beef production issues. He is a national and international leader in food animal therapeutics. Dr. Apley is a professor in production medicine and clinical pharmacology in the CVM.

Dr. Sam Graham, Kingman, Kan., was chosen winner of the Kansas Veterinary Medical Association Lifetime Service Award. Dr. Graham has been on the regulatory medicine staff of the state of Kansas Animal Health Department since 1988.

Dr. Marty A. Vanier, Manhattan, Kan., was chosen by the KVMA as the 2009 Veterinarian of the Year for her efforts to increase the preparedness of Kansas and the nation against biological terrorism and for serving many years as chair of the KVMA Legislative Committee.

Dr. Bob Gentry, Beloit, Kan., was recognized for his service as the 2008-2009 Kansas Veterinary Medical Association president by being presented with the KVMA Past President's Award. Lesley, his wife, was also honored as the KVMA Spouse of the Year.

Talented teacher takes two ... teaching awards



PHOTOS BY DAVE ADAMS

Dr. Emily Klocke receives a pair of plaques honoring her excellent educational efforts.

Receiving a teaching award is considered to be one of the highest distinctions for a university professor, but to receive two awards in one year is a special accomplishment. Such was the case for Dr. Emily Klocke, clinical assistant professor of small animal surgery, who won the Fort Dodge Excellence in Teaching Award and Carl Norden-Pfizer Distinguished Teacher Award last spring.

“This was a very nice surprise,” Dr. Klocke said. “To win either one of these awards would be quite an honor. To win both is a little overwhelming, so I’m very humbled to be recognized this way. Past winners of this award are teachers whom I truly look up to and to be part of this group is just amazing. We have wonderful students and an excellent department full of extraordinary teachers that this award represents.”

Dr. Klocke’s clinical interests are focused on teaching senior veterinary students and training interns and surgical residents in all aspects of soft tissue surgery. She enjoys the diversity of cases that soft tissue surgery provides.

“Every day is unique, so we are able to give our students a wide variety of experiences and help them understand how to make the most of the skills they learn while at K-State,” she said.

K-State’s Dr. Cates joins One Health Commission



PHOTO BY DAVE ADAMS

Dr. Michael B. Cates

Dr. Michael Cates, director of K-State’s Master of Public Health program, has been named secretary and treasurer of the One Health Commission, a national group established to spotlight the connections between human, animal and environmental health, and the benefits of a collaborative approach to better health for all.

The commission comprises representatives from eight major organizations involved in health education, research and practice, and represents a call for greater cooperation across multiple disciplines at the local, national and global level. The goal is optimal health for people, domestic animals, wildlife and the environment.

Dr. Cates, who is also K-State’s James B. Nichols Professor of Veterinary Public Health, will represent the American Veterinary Medical Association as a member of the commission’s board of directors.

The formation of the commission comes at a time of heightened concern by policymakers and public health officials about the potential spread of newly emerging infectious diseases, such as the H1N1 influenza virus, and increasing threats posed by emerging zoonotic diseases, food- and water-borne diseases and environmental change.

Dr. Cates has long been an advocate for using the entire

spectrum of expertise in human, animal and environmental health to find innovative ways to improve overall health.

“It makes a lot of sense to find synergistic, joint solutions to our health challenges in our nation and our world,” Dr. Cates said. “The health of our planet and the health of all its inhabitants are inextricably linked, and our traditional methods are no longer adequate. The One Health approach encourages and facilitates collaboration among medical, veterinary, public health, environmental health, wildlife and the many other experts who can impact global health.”

Dr. Cates explained that K-State’s Master of Public Health program is a good example of such an interdisciplinary approach to education because it leverages faculty and staff from at least eight departments in four colleges and the K-State Graduate School.

In the MPH program, students develop a broad understanding of traditional public health while also addressing a wide variety of specific issues such as zoonotic diseases, other infectious diseases, environmental toxicology, food safety and biosecurity, human nutrition and physical activity.

“We are very fortunate at K-State to have such breadth and depth in health-related expertise among our faculty and staff. This allows us to offer a tremendous blend of core public health courses and more specific ones in our four unique areas of emphasis in our Master of Public Health degree program,” Dr. Cates said. “It’s exciting to see such interest and work in One Health here and other locations around our nation. Now, we just need to build on these successes and strengthen the impact.”



KANSAS STATE UNIVERSITY
College of Veterinary Medicine

Walk through the Decades



Become a visible part of the K-State College of Veterinary Medicine history!

Honor your achievements, promote your clinic or business, or create a memorial with a personalized granite tile. Imagine the joy a gift of this type would provide for the veterinary medical professional in your life.

Each donation to this program supports the College of Veterinary Medicine. Granite tiles are displayed prominently in the Centennial Plaza between Mosier and Trotter halls.

To place an order, please visit us online at <http://www.vet.ksu.edu/centennial/plaza.htm> or call us at 785-532-4043.



Leave A Legacy ...

Remember the College of Veterinary Medicine in your estate plan!

If you decide to include the college in your will, IRA, life insurance, etc., you may use this official language:


I give and bequeath to the Kansas State University Foundation, Manhattan, Kansas, Federal Identification Number 48-0667209, a nonprofit corporation organized under the laws of the State of Kansas, the sum of \$ ____ or percentage of ____%, to be used according to the Memo of Understanding on file with said organization OR for the general purpose of said Foundation.

If the college is included in your plan, PLEASE let us know! We'd like to personally thank you for your support.

For more information, please call 785-532-4378, e-mail chriskg@found.ksu.edu or visit <http://www.vet.ksu.edu/depts/development>



KANSAS STATE UNIVERSITY
College of Veterinary Medicine



Thank you to our gracious alumni and friends

The economy is big news these days, although for challenging reasons. The good news is that generous support from alumni and friends like you has helped the veterinary college continue to strive for excellence. We thank you for allowing us into your homes and answering the phone when we call. The most rewarding part of our job as development staff is when we get to travel and meet the great alumni from this college.

Last year, we raised \$7 million for the college through cash and deferred gifts. Out of K-State's nine academic colleges, only four were able to increase their fundraising efforts over the previous year. Thanks to you, we were one of those four colleges. We dearly appreciate all that you do for the K-State College of Veterinary Medicine.

As we move forward, we seek your continued support, whether through an

annual gift or through larger gifts that can be endowed — every gift is important for the college. Annual gifts are used by the dean to:

- Contribute toward the purchase of a key piece of equipment (used as matching funds with departments)
- Provide travel stipends for an unexpected opportunity for a student, graduate student/resident or faculty member
- Support travel expenses for a visiting speaker
- Support staff appreciation picnic and the college's recognition awards
- Provide recognition awards for outstanding teachers, researchers, technicians
- Supplement scholarships, particularly during times of economic



Annual gifts can provide travel stipends for students to present research and attend conferences.

downturn when the yields on investments are low.

All gifts, whether small or large, add up to big things for the college. Please call the Development Office with any questions at 785-532-4378 or e-mail Development Director Chris Gruber at chriscg@found.ksu.edu.

Dean Ralph Richardson: Giving your gift more impact



We are blessed to have wonderfully dedicated alumni and friends who support our college by volunteering time and providing much-needed financial resources that make a tremendous difference in how our college operates.

Many of you have told me firsthand your plans to

make a donation through your estate. We are truly grateful, but that is half of the equation. If you have made provisions for the college in your will or trust, please let us know what you want done with your future gift. Our experienced colleagues in the development office are ready to help you document your gift. Development Director Chris Gruber (785-532-4465) and his staff will make the process as easy as possible.

Why is this important? Because our deepest desire is to make sure your wishes are met, and that donated funds expressly support the area(s) you intended. Over the years, we've wrestled with some difficult issues. For

example, an undocumented gift comes in that was set up in a will 20 or even 30 years ago, yet the program targeted by the gift no longer exists. Or, language in a will may be ambiguous and lead to considerably different interpretations of the donor's intent.

As Dean, I want to help our donors fulfill their dreams of helping the college. This is best done by telling us your wishes today so we can ensure proper documentation. When the gift is realized in 10, 20, 30 or more years, there will be no question on how to use the funds. If things change over that period — a program is cancelled, new ones are added — we'll have time to update the documents to reflect your wishes.

Often, donors hesitate to document a gift by being uncertain of the exact amount that will come to the college. Don't let that be a concern. We understand the gift's final value may be significantly different based on many factors. It's more important to document your wishes so whatever amount comes to the college is used as you intended.

Please feel free to call or e-mail me or one of our development staff with any questions: 785-532-5660, rcr@k-state.edu.



RESEARCH TIPS & ASSISTANCE

by Carol Elmore

The death of a pet can be an emotionally draining experience in a person's life. Many resources are available to help parents, veterinarians and others in dealing with the grief felt when this happens. The Veterinary Medical Library (VML) has many such items that can be checked out locally or borrowed through Interlibrary Loan.

Several books recommended by one of our faculty members are: "Grieving the Death of a Pet" by Betty J. Carmack and "Saying Good-bye to the Pet You Love" by Lorrie Greene and Jacquelyn Landis. Both are available at the VML in our Animals in Society collection. Search our online catalog under several subject headings such as Pets — Death or Pet Loss — Psychological Aspects to find other books and videos.

The VML also has a special Pet Tribute area with notebooks listings contributions made to the College of Veterinary Medicine in memory of pets. See www.vet.k-state.edu/depts/development/PetTribute/index.htm for more information on how to contribute. The library's special area contains statues and other items that people have contributed in memory of their pets.

If you need help locating information about pet loss and bereavement, remember the VML is open to everyone. Document delivery and searches on many topics can be provided on a fee basis through Library Research Services to those not currently affiliated with K-State. For specifics about the services that can be provided, see www.vet.ksu.edu/depts/library/info/research.services.htm on our Web site.

Some other resources include the Delta Society (www.deltasociety.org) who has a link about pet loss and bereavement resources and information. The Association for Pet Loss and Bereavement at www.aplb.org also lists helpful information. Some of the other veterinary colleges in the United States have hotlines that help with pet loss.

VETERINARY MEDICAL LIBRARY
KANSAS STATE UNIVERSITY
408 TROTTER HALL

K-State hosts Merial Rabies Symposium and One Health Fest in September



Dr. Deborah Briggs, adjunct professor and consultant to K-State's Rabies lab, explains the history of World Rabies Day. Dr. Briggs is also a member of the UK Alliance for Rabies Control board.



Massage makes up one of the many activities at the One Health Fest.

In support of World Rabies Day efforts, Student American Veterinary Medical Association chapters competed to raise funds for rabies prevention programs. K-State won last year and earned an on-site rabies symposium sponsored by Merial, hosted in September 2009.

"Merial is pleased to partner with student AVMA chapters, and this year brings a unique rabies education event to K-State students and state veterinarians," said Dr. Hal Little, director of Veterinary Field Services at Merial. "As a global leader in rabies prevention, we truly understand the importance of educating communities about this fatal disease."

K-State also held a One Health Fest in conjunction with the symposium.



Several CVM students brought their dogs for a group dog walk at the One Health Fest, held in the Manhattan City Park. There were also obstacle courses for dogs and children, as well as a 5 kilometer run for adults.



Veterinary Medical Alumni Association

Message from VMAA President Dr. Mike Moore, DVM 1968



Fellow K-State veterinary alumni:

It is my distinct honor to serve you as president of the Veterinary Medical Alumni Association for the coming year. One of the objectives of the board is to get more involvement from recent graduates in our activities. We realize these graduates have many other obligations such as business,

family and community, but we want them to stay connected so that they feel a part of the organization.

One objective of the VMAA is to support alumni activities and honor distinguished graduates. Our alumni receptions are the most popular and populated at any of the major conventions. These receptions create an excellent opportunity and venue to present awards and recognition. We are always seeking deserving candidates for these honors, so please send nominations to the development office or contact a board member. Award nomination forms are available on the K-State CVM Web site under the alumni link. By the way, this is an excellent site to see what is going on at the college.

Be sure to join us at tailgate functions before the football games, which are ever so popular. This allows you to meet and visit with some of your fellow grads and also get a bite to eat.

Remember this is your organization and we are always looking for new ideas and ways that we can promote K-State and your VMAA.

Dr. Mike Moore, DVM 1968

2009 Class Initiative Award



Drs. Sam Strahm, Howard Erickson, Norman Morrow, Sam Graham, Richard Hackler, James Smart and Dale Hodgson, class of 1959, accept the 2009 Reunion Achievement Award. About 56 percent of their classmates gave a cash gift to the College of Veterinary Medicine in fiscal year 2009.

Executive Board Members

President

Dr. Mike Moore
DVM 1968
mk.moore@novartis.com

Senior Member-At-Large

Dr. Orval Gigstad III
DVM 1976
orv.gigstad@windstream.net

President-Elect

Dr. Pete Sherlock
DVM 1980
peteams@bluevalley.net

Members-At-Large

Dr. Justin Janssen
DVM 1972
JustinJanssenDVM@gmail.com

Past President

Dr. Gregory Bogue
DVM 1991
greg@bogueanimalhospital.com

Dr. Todd Knappenberger
DVM 1999
kvc4ksu@sbcglobal.net

Secretary/Treasurer

Dr. Howard Erickson
DVM 1959
erickson@vet.k-state.edu

Dr. Julie Ebert
DVM 1996
julieebert@twinvalley.net

Learn more online at: www.vet.k-state.edu/depts/alumni

The K-State College of Veterinary Medicine (CVM) was established in 1905 with the first graduation in 1907. Since then more than 6,000 men and women have been granted the doctor of veterinary medicine degree.

The college's Veterinary Medical Alumni Association (VMAA) was organized in 1958 through the initia-

tive of Dr. E.E. Leasure, dean from 1948-1964. The association has since had oversight of the alumni program for the college.

Membership activities and privileges include:

- Alumni Receptions
- Awards
- Alumni Records
- Biographies
- Reunions
- Class Initiatives

Join the VMAA today!

Membership dues are used for alumni receptions at veterinary conferences, five-year reunions, alumni awards and promoting other alumni activities and events. See the Web site for more information on how to join.

www.vet.k-state.edu/depts/alumni

Class news

1952

Dr. Dan Upson, Manhattan, Kan., was given the Intervet/Schering-Plough Mentor-of-the-Year award. This award was presented at the 2009 meeting of the American Association of Bovine Practitioners (AABP) in Omaha, Neb., in September.



Drs. Dan Upson and David Rethorst at the AABP Meeting in Omaha, where they each won awards (see class of 1952 and 1978).

1956

Dr. John Kuenzi, Waukesha, Wisc., was given the 50-year award at the 94th annual convention of the Wisconsin Veterinary Medical Association. The award is given to honor veterinarians who have served their community and been members of the WVMA for 50 years. Dr. Kuenzi was the WVMA president in 1979.

1966

Dr. Charles Helwig, Tucson, Ariz., was brought on as the new Executive Director for the Southwest Veterinary Symposium on June 16, 2009 by the SWVS Managing Board of Directors.

The Southwest Veterinary Symposium represents innovative partnerships that strive to create an unparalleled continuing educational experience and promote the entire veterinary profession.

1969

Dr. Dean Henricks, Carmichael, Calif., was installed as president-elect of the California Veterinary Medical Association (CVMA) on June 19, 2009 in Anaheim, Calif., during the annual Pacific Veterinary Conference. The CVMA is a membership organization that represents more than 6,000 veterinary professionals in California.

1975

Dr. Jim Johnson, Waukesha, Wisc., was given the WVMA Meritorious Service award at its annual convention in October. Dr. Johnson has dedicated a great deal of time to the WVMA since joining in 1978 through service on the grievance and alternative



Dr. Jim Johnson

therapy committees. He was recognized for his professional and quick manner in opening communication between the public and veterinarians.

1976

Dr. Patrick Long, Corvallis, Ore., was named the 2008 Small Animal Ruminant of the year by the American Association of Small Ruminant Practitioners. For more on his award, please see the AASRP Web site.

1978

Dr. David Rethorst, Red Cloud, Neb., was given the Merit Excellence in Preventive Medicine award in the beef category. The award was presented at the 2009 AABP meeting.

1987

Dr. Kelly Lechtenberg, Oakland, Neb., was honored by the Beef Cattle Institute at K-State when it presented him its annual recognition award.

Dr. Lechtenberg earned his DVM in 1987 and Ph.D.

in 1988, both from K-State.

The award was presented at the K-State reception during the AABP meeting in September.



Dr. Kelly Lechtenberg

2001

Dr. Nancy Adams, Seabrook, Texas, is with the Pet Medical Center of Clear Lake and wishes to announce that her office manager has recently been accepted into the class of 2013. Way to go Gail!

2003

Dr. Jason Grady, Sapulpa, Oklahoma, is a new addition to the American College of Veterinary Internal Medicine-Large Animal. He completed the requirements for certification and has been approved by the ACVIM Board of Regents.

Dr. Grady finished a large animal internal medicine residency at K-State in July 2008.

Send us your news

We want to hear about you and let your fellow CVM alumni and friends know what's happening in your life by printing your good news in the Class News section of Healing Hands.

Send news (and any address or occupation changes) to:

E-mail: alumni@vet.k-state.edu

Or by snail mail:

**Office of Alumni and Development
College of Veterinary Medicine
Kansas State University
103 Trotter Hall
Manhattan, KS 66506-5604**

Visit: www.vet.k-state.edu/depts/alumni. Click on **Address and News Information Update at the bottom right side of the page.**

Prescription for romance

Fictional alumna heats up story set in Kansas

Large animal veterinarians now have a fictional character they can relate to. Meet Dr. Mattie Evans, an imaginary K-State graduate who finds romance and drama in the new novel, “Snow Melts in Spring,” by a Kansas author, Deborah Vogts. The background for Mattie’s character relied on being a veterinarian.


“I knew I wanted the story to start with a horse injured in an accident, so from there, my characters began to take shape,” Vogts said. “The female lead would be struggling to keep her business going, and the male lead would be the horse’s owner. The story pretty much took off and ran from that point on.”

Vogts says she had to do some research to better understand and develop Mattie’s character. “I needed Mattie to save a horse, Dusty, and not put him down,” she said. “It was integral to manipulate all the details of the car accident just so. To do that, I visited with four different veterinarians about possible scenarios and recovery plans.”

Although “Snow Melts in Spring” is categorized as a romance novel, Vogts says there’s much more to it. “My readers are connecting on various levels — family relationships, horse lovers, lovers of the Flint Hills — even football fans,” Vogts said. “As for how Mattie’s profession shapes her personality, her love for life and animals come through strong and clear in the book. In one scene when her clinic burns, she risks her life in repeated attempts to save her patients. And when she’s unable to save them all, she considers herself a failure. The fact that she lost several of her patients prior to the opening scene in the book is also of great concern for her. She struggles not to become attached to Dusty, for fear she’ll lose him too.”

Vogts says her book mirrors many of the interests in her life. Vogts grew up in southeast Kansas on a farm with pigs, cattle, horses and sheep. She studied English and journalism at Emporia State University. After college, Vogts lived in Topeka, but missed the wide-open spaces of her childhood, so she went back home where she married a high school classmate. Vogts and her husband have three daughters and raise and train American Quarter Horses.

Vogts says she has heard from one veterinarian about the book. “This veterinarian now lives in Texas, but had once lived in the Flint Hills and had worked as a large animal veterinarian,” Vogts said. “In fact, it was uncanny how much of her life mirrored that of Mattie’s. She hasn’t read the book yet. I’m praying she likes it and approves of my veterinary scenes.”

The Veterinary Medical Library has a copy of “Snow Melts in Spring” in its Animals in Society collection, call number: PS 3622 .O363 S66 2009. 



Novelist Deborah Vogts writes about a fictional CVM graduate in her book.

In Memoriam

CORRECTION: In the Spring 2009 *Healing Hands*, we misreported the death of Dr. Gary L. Zimmerman, class of 1977, who lives in Livingston, Mont. The listing should have been for Dr. Gary R. Zimmerman, which is corrected below. We regret the error and apologize.

Joseph L. Cavanaugh, DVM 1935
Wabasha, Minn., April 20, 2006

Herbert P. Bolks, DVM 1939
Hull, Iowa, May 8, 2009

Robert K. MacDonald, DVM 1940
Newburgh, N.Y., April 21, 2009

Warren J. Dedrick, DVM 1941
Jamul, Calif., April 17, 2009

Bill J. Myers, DVM 1943
Norman, Okla., Aug. 17, 2009

Buford Winters, DVM 1943
Nowata, Okla., Oct. 10, 2009

Walter C. Bowie, DVM 1947
Tuskegee, Ala., Oct. 25, 2009

Z. Olen Pumphrey, DVM 1947
Fort Branch, Ind., July 18, 2009

Arden G. Kemler, DVM 1950
Corinth, Texas, April 23, 2009

Ross K. McPhail, DVM 1952
Republic, Mo., June 7, 2009

Charles L. Page, DVM 1952
Frisco, Texas, March 16, 2009

Edward J. Ackerman, DVM 1955
Omaha, Neb., April 13, 2009

William A. Welty, DVM 1962
Phoenix, Ariz., April 8, 2009

Jerald T. Waite, DVM 1964
Fenton, Iowa, June 1, 2009

Garry J. Rokey, DVM 1970
Kansas City, Mo., Oct. 14, 2009

Ronald D. Schulte, DVM 1971
Houston, Texas, Sept. 6, 2009

Gary R. Zimmerman, DVM 1973
Holton, Kan., Dec. 23, 2008

Donald H. Mueller, DVM 1976
Vestal, N.Y., Aug. 2, 2009

Hugh A. Rogers, DVM 1985
Whitefish, Mont., April 1, 2009

CVM alumni recognition awards

Dr. Guy H. Palmer ('80) received the **2009 Distinguished Alumnus Award** at the **71st Annual Conference for Veterinarians at K-State** in Manhattan on June 8.

Dr. Palmer received his bachelor's degree summa cum laude in 1977 and DVM in 1980, both from Kansas State University, and a doctorate in pathology from Washington State University in 1984. He is board-certified in anatomic

pathology and is a member of the National Academy of Sciences. Dr. Palmer's goal as a researcher is to improve control of animal diseases with direct impact on human health and well-being. Within this focus, he has led



collaborative research programs on infectious disease in southern and eastern Africa, the Middle East and Latin America, where he currently directs a multi-institutional research effort studying genetic change in microbial pathogens and the risk for shifts in disease pattern and emergence. Dr. Palmer serves on the Board of Directors of the Washington State Academy of Science.

Dr. David S. Hodgson ('68) received the **2009 E.R. Frank Award** at the **71st Annual Conference for Veterinarians at K-State** in Manhattan on June 8.

Dr. Hodgson grew up in central Kansas. He obtained his DVM degree from Kansas State University in 1968. After service with the military in Vietnam and California, he was in a mixed veterinary practice in Lyons, Kan., for 10 years. Following two years

of teaching and training veterinary technicians at Colby (Kan.) Community College, Dr. Hodgson returned to K-State to pursue graduate studies in physiology. Dr. Hodgson was instrumental, with



Dr. Rose McMurphy, in establishing an outstanding veterinary anesthesia service at K-State.

In 2007, Dr. Hodgson traveled to Afghanistan for six months to teach veterinary students at Kabul University and to treat patients daily at the Kabul University Veterinary Clinic. He returned to Afghanistan for two months each in 2008 and in 2009.

Dr. Terry Wollen ('72) was given a **2009 Alumni Recognition Award** at the annual **American Veterinary Medical Association** conference July 13 in Seattle.

Dr. Wollen graduated from K-State with a bachelor's degree in animal science in 1970 and a DVM in 1972 and is director of Heifer International. His early career started in the U.S. Army Veterinary Corps. Following this

service, he joined a large animal veterinary practice in Idaho, working with beef cattle, dairy cattle and equine medicine. He then spent 20 years with Bayer Animal Health in Technical Services and Research and



Development, finally serving as a project manager for production medicine projects.

Because of a strong desire to pursue a career in international livestock development, Dr. Wollen joined the United Methodist Committee on Relief (UMCOR) NGO in Armenia. He was instrumental in starting the new program office for Heifer International in the Caucasus region.

Dr. Martin C. Langhofer ('75) was given a **2009 Alumni Recognition Award** at the annual **Central Veterinary Conference** in Kansas City on Aug. 29.

Known to his friends and clients as "Dr. Marty," he has served his local veterinary association as a board member as well as president of the Michiana Veterinary Medical Association. Dr. Langhofer served as

the area coordinator of the Northern Indiana Large Animal Treat and Triage for the State Animal Veterinary Emergency Committee. He started an equine lecture series for veterinarians within a 50 mile radius of



South Bend and neighboring communities in Michigan and Indiana. He received the Indiana 2001 Veterinarian of the Year Award.

Since 1994, Dr. Langhofer has raised funds for the shipment of human and veterinary medical supplies to medical doctors and veterinarians in countries including Haiti, Ethiopia, Nigeria and others.

Read more about these recipients and awards online at www.vet.k-state.edu/depts/alumni/recognition.htm

Reunion sparks Presidential memories

By Tyler Nelssen

From an early age, Dr. Andy Stewart had made some life goals for himself. One was to play football like his father, and the other was to become a veterinarian. Fortunately for him, both of these dreams were about to become a reality.

Born in Davenport, Iowa, it seemed almost inevitable for him to be a Cyclone. “I wanted to go to Iowa State — I thought I was going to go to Iowa State,” Dr. Stewart said when asked about college.

After a trip to the university his senior year, Dr. Stewart was confident in his decision, that was, until he got home. His high school football coach informed him that K-State was offering him a full-ride scholarship. His decision had changed — he would become a Wildcat. In August 1953, he packed up his things and moved to Manhattan.

As a veterinary student and a guard for the Kansas State Wildcats, college life for Dr. Stewart was rather busy.

“We’d get home from a game Saturday night, and I’d go study — I didn’t even date until my senior year,” Dr. Stewart said.

That was all about to change. In his senior season, he suffered a broken metacarpal and a neck injury the following year. Dr. Stewart’s football days came to an end, allowing more time for him to work on becoming a veterinarian, and to participate in other activities around campus.

Meeting with Truman

In 1957, Dr. Stewart was positioned as chairman for the Veterinary Medicine Open House. Being its second year, Dr. Stewart and the others

involved wanted to spice up the event. With only a couple of months to plan, the group got together and started working right away. Ideas were tossed around, but nothing ever stuck.

“We needed something with recognition — something to give the people a reason to come — so we decided upon a ribbon cutting ceremony, but not just anybody could cut the ribbon it had to be somebody big,” Dr. Stewart said.

Before they knew it he and his team were in a car heading to Independence, Mo., to see former President Harry Truman. They arrived in Independence, Mo., that afternoon and went straight to the President’s Library. Since President Truman was too busy that day, they rescheduled for six weeks later.

When they returned the second time, President Truman informed Dr. Stewart and his group he couldn’t participate in the ribbon-cutting ceremony. Instead he suggested that they ask the governor of Kansas to do it — as Truman’s idea. They

stopped at the Capitol building in Topeka to take a chance on speaking with Gov. George Docking. As luck would have it, the governor was there and happily agreed to head the ceremony.

Along with cutting the ribbon, Gov. Docking declared the week of Open House as Kansas Veterinary Medicine week. The Open House event had a wonderful outcome, eventually sparking



Open House 1958 starts with a ribbon-cutting ceremony. Left to right: M. Hendrickson, Dean Leasure, Gov. George Docking and Andy Stewart, class of 1959.




Dr. Andy Stewart visits campus for the K-State Family Reunion at the opening football game in September. He played varsity football while working on his veterinary degree in the 1950s.

the rest of the university to hold its own university-wide Open House event.

Life after K-State

Upon his graduation, Dr. Stewart worked for the Eli Lilly pharmaceutical company, where he was placed in many different job positions.

Shortly after that time, he was drafted into the Air Force and was stationed in Alaska. After the Air Force, Dr. Stewart made his way to Purdue University for a new career as an instructor. Planning to continue his education, he decided to study for an advanced degree. These plans were short-lived as he took a trip touring Europe with his roommate. When he returned he was offered his old position back at Eli Lilly. He figured he could hold the job for a couple years and then head out to California where he would work alongside a fellow veterinarian. Dr. Stewart ended up staying with Eli Lilly for 31 years. During his career, he lived in many different places, ranging from Mexico, Taiwan and Canada.

Now Dr. Stewart has retired from his work as a veterinarian, yet he still keeps up with his responsibilities as a grandfather, babysitting his two grandchildren and keeping books at his son’s jewelry store in Florida. 



\$32 million appropriation keeps NBAF on track

In the last issue of Healing Hands, we told you the Department of Homeland Security had selected Manhattan, Kan. as the new site to replace its Plum Island zoonotic disease research facility. The National Bio and Agro-Defense Facility (NBAF) is scheduled to begin construction in 2010 with completion in 2015.

In October, the U.S. Senate passed a bill to allow \$32 million for the next fiscal year to prepare the plans and site for construction. Before construction can begin, a safety study has been requested.

“We simply need to show that safe infectious disease research can be performed in a facility built and maintained correctly,” Dean Ralph Richardson said. “The educational opportunities are immense. The College of Veterinary Medicine is being joined by the other departments at K-State and the Manhattan Area Technical College in providing the kind of education necessary to prepare the workforce for NBAF. There will be a continuum of laboratory technicians and researchers, master’s and Ph.D. graduate students, and of course, veterinarians continuing down the path of a research career who will be prime candidates for employment at NBAF and the other related facilities and businesses that are expected to operate in Manhattan and the Kansas City Animal Health Corridor.”

College of Veterinary Medicine — www.vet.k-state.edu

Development and Alumni Office

College of Veterinary Medicine
Kansas State University
103 Trotter Hall
Manhattan, KS 66506-5604

CHANGE SERVICE REQUESTED

Nonprofit Organization
US POSTAGE
PAID
Permit #525
Manhattan, KS 66502