

Kansas State University College of Veterinary Medicine

Healing Hands

Signs of
Success
for Deaf Veterinarian



More inside
Christian Veterinary Mission in Haiti
Veterinarians use Facebook to Connect

Volume 6 Issue 1
Summer 2010

WWW.VET.K-STATE.EDU

Contents

4 Bits & bytes

News from the College of Veterinary Medicine

6 Facebook goes 'furry'

Veterinarians find different ways to utilize the popular social networking site

10 Haiti: A Work in Progress

Christian Veterinary Mission program brings hope

12 Why we are rural veterinarians

Veterinary program sees first group of graduates serving rural Kansas

14 Cover story: Silent Treatment

Dr. Tom McDavitt lives his dream through deafness and determination

16 A New Home

For the Comparative Medicine Group

18 More bits & more bytes

Homeland Security names K-State as a 'Center for Excellence'; Frontier gets \$390,000 grant — Students get their FIX

20 CVM faculty: Teaching awards and tenure/Research tips & assistance

21 VMAA letter from president

23 Alumni News & In Memoriam

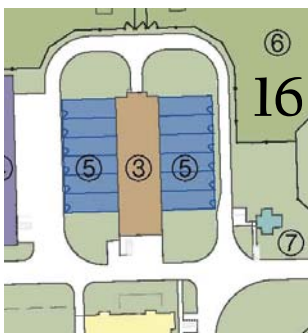
26 Alumni Recognition Awards

27 America's 'Favorite Veterinarian'

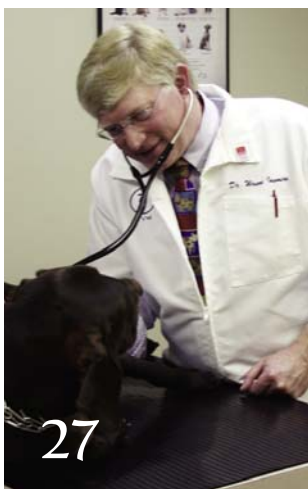
Client nomination earns Dr. Wayne Ingmire special award




14



16



27



10



6

COLLEGE OF VETERINARY MEDICINE ADMINISTRATION

Dean

Dr. Ralph Richardson

Associate Dean, Academic Programs, Admissions and Diversity Programs

Dr. Ronnie Elmore

Associate Dean, Clinical Programs Director, Veterinary Medical Teaching Hospital

Dr. Roger Fingland

Hospital Administrator Veterinary Medical Teaching Hospital

Dr. Shirley Arck

Interim Associate Dean, Research Head, Anatomy and Physiology

Dr. Frank Blecha

Head, Diagnostic Medicine/Pathobiology

Dr. M.M. Chengappa

Head, Clinical Sciences

Dr. Bonnie Rush

Director, Diagnostic Laboratory

Dr. Gary Anderson

Veterinary Medical Continuing Education

Dr. Bob Larson, Executive Director

Director, Veterinary Medical Library

Prof. Gayle Willard

Director, Graduate Programs

Dr. Michael Kenney

Healing Hands

is published by the Office of Development and Alumni Affairs in the College of Veterinary Medicine at Kansas State University.

Editor, Designer

Joe Montgomery

Contributing writers and layout

Kayla Chrisman

Dusty Dhuyvetter

Photography

Dave Adams

Joe Montgomery

Director of Development

Chris Gruber

Development Officers

Megan Kilgore

Marketing/Development Officer

Patrice Scott

Pet Tribute Coordinator

Sharon Greene

Alumni Affairs Coordinator

Cheri Ubel

Development Coordinator

Diana Sarfani

MAILING ADDRESS

Dean's Office
College of Veterinary Medicine
Kansas State University
101 Trotter Hall
Manhattan, KS 66506-5601

TELEPHONE
785-532-5660

WEB ADDRESS
www.vet.k-state.edu

About the cover: Dr. Tom McDavitt, class of 1993, uses sign language to communicate with his hearing-impaired clients. Dr. McDavitt has been deaf since he was a child. Photo by Joseph P. Meier, courtesy of the Southtown Star newspaper.

Foreword — progress

New opportunities, facilities and renovations

These are exciting times for our College of Veterinary Medicine. Several structural changes are under way that will have a profound impact on what we do in veterinary medical education as well as how we serve researchers and clinicians.

Last year, Manhattan, Kan., was announced as the site of the new National Bio and Agro-Defense Facility (NBAF). Preparations have started for its construction on the hill adjacent to the veterinary college. To make room, some current CVM facilities are being relocated; most notably the former Animal Resource Facility (ARF), which has changed its name to the Comparative Medicine Group. In this issue of *Healing Hands*, you'll read about its relocation to a new facility that will be called the Large Animal Research Center (LARC).

This transition will increase the quality of our facilities, but it leaves an inadequate quantity of facilities to accommodate the growing research needs of our faculty. To that end, we've had several meetings with the architects and with an entrepreneur leadership team to seek resources to expand the LARC to fully meet our growing needs for research-animal housing. We envision a three-phase addition to the infrastructure and practical facilities that this college and university need to bridge between the field and practice of veterinary medicine and access to a high-end facility, such as the Biosecurity Research Institute or NBAF.

The LARC will be a staging area for animals that are later moved into an expensive, high-containment type of facility. This provides lower-cost, preliminary work — and we currently don't have that type of facility readily available to veterinary medicine.

The LARC will also allow us to interact with stakeholders in the Kansas City Animal Health Corridor, veterinary practitioners, researchers interested in emerging infectious diseases and our new Center of Excellence for Emerging Zoonotic Diseases (see page 18). It will also enhance global opportunities such as a new veterinary educational partnership being developed between the K-State CVM and the Chinese Veterinary Medical Association.

Our college has begun a new mentoring program related to clinical skills courses. Dr. Ronnie Elmore and his assistant, Marci Ritter, developed a web page to collect feedback from veterinarians who have had our first-, second-, or third-year students in their practices learning large and/or small animal clinical skills and receiving mentoring experiences with those veterinarians. This program occurs across the country, and is a great opportunity for veterinary students to be mentored by veterinarians, and for veterinarians to have a role in building relationships to our young, future professional colleagues.

The 2010-2011 school year is an unusual year because we have oversubscribed our entering class and have a larger-than-normal second-year class. Because of the atypical class size, we are renovating our teaching laboratories to accommodate larger classes and upgrade the facilities. Along with the renovations, we're buying new microscopes and lab chairs, making the labs even more functional than in the past. A big "thank you" goes to all of the people who helped get the job done before the fall semester started.

Please join us for our family-friendly Cat Town functions at K-State football games this fall, and we invite you to keep in touch anytime. Find us at our new Facebook page, which you can read about on page 6, and enjoy the other stories about the CVM and alumni activities.

Sincerely,



Ralph C. Richardson, DVM, Dean



Dean Ralph Richardson, left, breaks ground with K-State President Kirk Schulz and Olathe CEO Dan Richardson for the K-State Olathe Innovation Campus (see page 5).

PHOTO COURTESY OF K-STATE COMMUNICATIONS & MARKETING

bits & BYTES from the College of Veterinary Medicine

Dr. Nagaraja receives Karuna Award in India



Dr. B.C. Ramakrishna, chairman of the Karuna Trust for National Progress, decorates Dr. T.G. Nagaraja for the Karuna Award.

The College of Veterinary Medicine can now boast of two winners of the prestigious Karuna Award — both from the same academic department. Dr. T.G. Nagaraja recently traveled to Bangalore, India, with his wife and daughter, where he was given the 2009 award in recognition of his research and education work. In 2007, Dr. M.M. Chengappa, head of the Department of Diagnostic Medicine/Pathobiology was also honored by the Karuna Trust for National Progress.

“I felt honored and humbled to have received the award,” Dr. Nagaraja said. “What made it special was that my family members in India were able to attend the ceremony to see me receive the award.”

KTEC gives award of excellence to Dr. Tamura

Dr. Masaaki Tamura, associate professor in anatomy and physiology, was recently acknowledged for his research work with a \$40,000 award from the Kansas Technology Enterprise Corporation (KTEC). The KTEC Award for Excellence was presented as part of a symposium sponsored by the Kansas Idea Network for Biomedical Research Excellence (K-INBRE). The award was for Dr. Tamura’s proposal, “Targeted gene therapy with AT2 receptor nanoparticles for lung adenocarcinoma.”

“Our proposal describes the development of a lung cancer-targeted, very effective and safe gene therapy using biodegradable nanoparticles,” Dr. Tamura said. “The most unique part of this research is the intent to develop safe, effective gene expression vectors using nanotechnology.”



Dr. Masaaki Tamura is on the stem-cell research team in the CVM.

Iman Awards go to Drs. Marcus and Mosier

The Dr. Ron and Rae Iman Outstanding Faculty Awards are given to two K-State faculty every year — one for research and the other teaching. Both awardees this year were selected from the College of Veterinary Medicine: Dr. Dan Marcus and Dr. Derek Mosier.

Recipients of the Iman Award are nominated by fellow colleagues. They have to be full-time faculty and are required to have a minimum of five years work at the university. Being a university-wide award, it is fairly uncommon to see both awards going to faculty in the same college. Each award winner receives \$5,000.

Dr. Daniel Marcus, University Distinguished Professor in anatomy and physiology, received the research award for the contributions he made in his field.

Dr. Blecha, University Distinguished Professor and department head for anatomy and physiology, had this to say: “Dr. Marcus has established and

maintained a firm international reputation as ‘the expert’ in physiology and biophysics of the stria vascularis.”

Dr. Marcus is nationally known for his research and experience dealing with deafness and other communication disorders. He has been with the university since 1998 and was deemed University Distinguished Professor in 2006. The Midwest has been home and workplace for Dr. Marcus all his adult life.

The teaching award was given to Dr. Derek Mosier, professor of pathology in the Department of Diagnostic Medicine/Pathobiology. His teaching has been acknowledged through the Norden Distinguished Teaching Award, Bayer Animal Health Teaching Excellence Award and Student



Dr. Dan Marcus, left, joins Dr. Derek Mosier, far right, in being honored by Dr. Ron and Rae Iman, center, who created a special award to honor outstanding K-State faculty.

American Veterinary Medical Association Award for Teaching Excellence in the Basic Sciences.

“Derek has been an outstanding teacher and continues to perform superbly in the classroom year after year,” said Dr. M.M. Chengappa, University Distinguished Professor and head of the Department of Diagnostic Medicine/Pathobiology. “We are very fortunate to have faculty like Derek in our college.”

Veterinary Medical Teaching Hospital receives equine stocks as gift from alumnus

It is said necessity is the mother of invention. Dr. Justin Janssen saw a need and came up with his own solution.

The 1972 veterinary graduate recently designed and fabricated equine portable stocks for the Equine Field Service in the Veterinary Medical

Teaching Hospital (VMTH). The idea was originally thrown around in July between Dr. Janssen and Dr. Chris Blevins, assistant professor for the Equine Field Service.

“Thank you Dr. Janssen for your contribution towards making the equine field service progressive and safe,” Dr. Blevins said.

The equine portable stocks will be used for multiple tasks including equine dental procedures, lacerations and palpations among the other tasks in which equine stocks are needed. The stocks are easily transported to farms where they can be utilized for the safety of the horse, clinicians and students involved.

“I think the portable stocks are great and are

really versatile,” said Dr. Christina Maglaras, class of 2010. “It helps out on field calls when you need to put a horse in a safe and controlled environment and for any procedure that requires standing sedation. The stocks are especially helpful when we are performing dental exams. The process goes quicker for the horses so they spend less time with their heads elevated and less time in the dental speculum.

“Of course, students also love the stocks because it means we don’t have to be the ones holding the patient’s head up for a standing dental procedure. We can let the stocks do the work and get more out of the learning experience!”

This project could not have been done without the pride Dr. Janssen has for K-State and the CVM. His wife, Mary, and their two children, Ben and Katie, also graduated from K-State.




Dr. Chris Blevins gives a demonstration using the equine portable stocks for Drs. Jennifer Calvert, Christina Maglaras, Tiffany Hummel and Holly Beck, class of 2010.

Telefund raises scholarship dollars

Telefund 2010 was a successful event this year for the College of Veterinary Medicine. The two-day calling total for the CVM was \$84,740, beating last year’s fundraising total by \$7,000. The overall number of pledges also surpassed last year: 703 to 661.

Telefund is the KSU Foundation’s volunteer

calling program to raise support for scholarships and other college funding priorities. Telefund 2008 and 2009 raised more than \$1 million each year for all colleges at K-State and is expected to do the same this year.



Veterinary students make calls during Telefund 2010.

New campus under way in Olathe

A groundbreaking held at K-State’s Olathe campus in November marked the university’s commitment to advancing animal health and food safety research and education in Kansas and the nation.



Architectural rendering of K-State-Olathe Innovation Campus

The first building on K-State’s Olathe campus will be the \$28 million National Institute for Animal Health and Food Safety. It will house educational and laboratory spaces to support research, education and technology commercialization in animal health and food safety. The approximately 108,000 square foot building is being designed and built by 360 Architecture and the Weitz Company, and should be complete by late 2010 or early 2011.

facebook

goes furry

By Kayla Chrisman

Veterinarians find different ways to utilize the popular social networking site

Until recently, a wall was something you didn't even think about writing on, a poke was a literal prod, and being tagged meant you were "it." Those days are over as technology is changing the world as we know it. Facebook has made a grand entrance onto the communication scene, and people everywhere are taking notice. It is a common myth that Facebook is only for the college-aged student. Although it may have started that way, other age groups are quickly catching on. In the last year, Facebook has seen a

growth of more than 300 percent for users between 35 and 54 years old. There has also been an incredible increase of 900 percent for users 55 and above. All generations are enjoying the perks of having Facebook at the click of a mouse. Not only is Facebook being used for personal communication, it is now being used as a very important marketing tool for businesses abroad. The veterinary world is following this trend as well, as classes, clinics and colleges are creating their own niche in the Facebook realm.

Who's Who on Facebook

K-State's College of Veterinary Medicine classes are finding ways to reconnect and get back in touch through Facebook. It is a great tool for bringing classmates together who may be spread across the world. From catching up on class news, reunion reminders and reminiscing about the good old days, classes are enjoying the way that Facebook has brought them together. Some even make posts asking for professional veterinary advice because they lost their class notes from K-State! Currently, 11 CVM classes are reuniting through Facebook. The class of 2006 has 85 group members — the most of any class thus far.

Some of our alumni are making quite a name for themselves — and their clinics — through Facebook. Dr. Tim Millsap, class of 1978, is a co-owner of the Sterner Veterinary Clinic in Ionia, Mich. The Sterner Clinic is currently using Facebook as a modern advertising vehicle, rather than traditional methods such as Yellow Pages or newspaper ads.

"We are now able to reach a large amount of our clients without inconveniencing them," said Rachel Peterson, Sterner's social networking specialist. "They are able to view our information easily and at their leisure without having to come in or contacting the clinic."

They have recently sponsored funny pet photo contests, weekly funny pet videos and a promotional coupon program

through their Facebook fan page. Sterner Clinic has almost 500 fans to date.

"On a daily basis and at virtually no cost, we are able to promote our business and entertain our clients," said Dr. Millsap.

Another notable Facebook page is from alumnus Dr. Mark Handlin, class of 1988, at Heartland Veterinary Clinic in McPherson, Kan. His clinic started Facebooking mainly to promote the dogs in the county pound for adoption. Their strategy has evolved and now includes news from the clinic and informative tips and reminders for clients about heartworm, flea and tick season. Heartland Vet currently has close to 200 fans.

"We feel the page has helped bond our clients to the staff as well as to the practice," Dr. Handlin said.

Dr. Cathy Harmon, class of 1967, and her clinic, Andover Veterinary Clinic in Andover, Kan., are also getting their name out through Facebook. Andover Vet is using their Facebook page to provide timely and useful information to benefit the pet-owning community, plus a little dose of fun and entertainment. Recently, they informed their fans of an important Iams pet food recall through Facebook. They are also enjoying positive comments from clients sent via Facebook.

"It has created more personal communication to our broad client-base," said Heath Carter, practice manager at Andover Vet, "and that has helped our business."

Not only are clinics recognizing the importance of social media, colleges are getting involved too. Colleges of Veterinary Medicine across the nation have developed Facebook fan pages that

are receiving ample attention. For most of these colleges, the Facebook craze has taken hold only in the last six months. Namely, North Carolina State University CVM and University of Florida CVM have more than 2,000 fans so far. Iowa State University CVM has more than 1,000. K-State CVM has only been on Facebook since late April, but we already have over 400 fans. Our page is growing quickly and we hope that continues.

A New 'Face' for Marketing

These college fan pages were created to spread news about faculty, staff and students, announce events, explain services, post patient success stories and give helpful animal health tips. Targeted readers include veterinary students, alumni, faculty, staff, clients, prospective students and donors. This is becoming a very important and inexpensive marketing tool for these colleges.

"Facebook keeps the lines of communication open and builds relationships, through which greater client loyalty is created. Through that, an enhanced atmosphere for potential client revenue and gifts is acquired," said Sarah Carey, director of public relations at the University of Florida CVM.

Colleges are receiving rave reviews on the posts they are creating. From announcing the success of a faculty member running a marathon to reminding alumni of reunions, colleges are gaining attention from the public that they normally wouldn't get through traditional advertising. If a story runs in the newspaper or on television, Iowa State CVM likes to include a few tidbits of information on Facebook that weren't noted in the media. University of Florida CVM has used Facebook to ask for



Become a fan of Kansas State University College of Veterinary Medicine on Facebook. See the sidebar for more details.

Find KSU CVM on Facebook!

How?
Find us at www.facebook.com/KSUCVM and click the "Like" button!

Why?
To stay up-to-date with the latest faculty, student and college news, event announcements, online versions of CVM publications and other veterinary-related news!

Not on Facebook yet?
Go to www.facebook.com and create an account - it's free! Find us, "Like" our page, and stay connected!



Heartland Veterinary Clinic in McPherson, Kan. uses their Facebook page to post photos of current staff members and their pets.

volunteers when cold-stunned sea turtles were being brought to their college for care. N.C. State's CVM has made posts about an ailing gorilla that was brought to their Teaching Hospital for a CT-scan.

"It's fun to post something and within minutes watch fans respond with 'Likes' or comments about the post," said Tracy Raef, communications specialist at Iowa State.

K-State's CVM is currently posting updates on the construction of the new state-of-the-art K-State Olathe Innovation Campus. Our page also includes links to online versions of the college's most recent publications. Often, we post pictures from college events such as the Annual Scholarship Golf Tournament or the pie-throwing fun at the SCAVMA all-college spring

barbecue. We even offer valuable news for our alumni such as Continuing Education scholarships for veterinarians or job opportunities at the K-State CVM.

Clinics and colleges are promoting their Facebook pages in many different ways. They are placing signs in their colleges and hospitals, adding links to their e-mail signatures and websites, and promoting their Facebook pages on other social media such as Twitter.

"Through promotion, we are able to reach individuals who are simply interested in animal health and the CVM," said David Green, communications and media relations director at N.C. State. "This group represents individuals we might not be able to reach with other communications."


Beware!

While Facebook is fairly new to most businesses and colleges, administrators are keeping it under a tight

watch. While some allow posts from the public, others are holding off on that option. For many, a policy regarding Facebook usage is important to protect the business or college and its employees from any liability. An active page administrator is necessary to ward off the "spam" posters or other unfavorable users.

The advancement of the World Wide Web is opening doors for people everywhere, and it seems as though the veterinary profession is keeping up just fine. Facebook has helped to put a human touch on the previously repetitive world of marketing. It shows that businesses and colleges really care and are interested in communicating with their clients or students.

Although it is yet to be determined whether Facebook is improving business for these users, many are convinced it will have a positive effect eventually.

"We are quickly seeing the value of Facebook," said Chris Gruber, director of development at K-State's CVM. "Our page is gaining fans and getting the word out about the College of Veterinary Medicine. As our Facebook family continues to grow, the page will prove itself to be an invaluable tool for enhancing the college." 



Four Brands

one commitment to your success

> Service, Support, Technology and Equipment
for your Practice



Webster Veterinary

For more than 60 years, Webster has helped practices like yours succeed. With outstanding customer service, a full range of quality products and innovative design, training and financing solutions, Webster brings more value to your practice than any other supplier.

- Clinical supplies
- Equipment
- Diagnostic products
- Vaccines and pharmaceuticals

800.225.7911



Milburn Equine

Milburn Equine is your source for reliable equipment, supplies and support to keep you at the forefront of your profession. Rely on Milburn for the industry's most consistent, dependable service.

- Equine vaccines
- Veterinary pharmaceuticals
- Clinical supplies and equipment

800.279.6452



IntraVet

IntraVet industry-leading veterinary software offers the complete solution to managing your veterinary practice – hardware, networking, software and top-tier support. Now at work in over 2,200 North American veterinary practices, IntraVet has been developed and refined based on the feedback of veterinarians like you. Call for your FREE demonstration today!

877.422.8838




DIA – Diagnostic Imaging Atlas

It's easier than ever to educate your clients, validate procedures and increase revenue using over 2,000 state-of-the-art 3D photos and animations.

- Advanced visual overviews
- Surgical animations
- Radiology files and endoscopy images
- DIA Touch and DIA iPhone

888.826.0935



4

Haiti: A Work in Progress

Christian Veterinary Mission program brings hope

By Kayla Chrisman

Haiti was devastated by a 7.0 magnitude earthquake in January of this year. Already being the poorest country of the Americas, Haiti's people were faced with even greater challenges. The capital city, Port-au-Prince, was devastated and up to 300,000 people were killed.

Dr. Walter Renberg, associate professor of small animal surgery, Dr. Shelie Laflin, clinical assistant professor of agricultural practices, and third-year student Stephan Gibson experienced that firsthand this summer. The three traveled to disaster-stricken Haiti for a week-long trip, offering

veterinary assistance for the Christian Veterinary Mission, who already has long-term missionaries in place. The team served as short-term missionaries to help the cause.

Dr. Renberg serves on the national board of advisers so he has a long-standing relationship with the organization. He has traveled to countries such as China, Mongolia, Uganda, Paraguay and Nigeria with the organization. This is his second mission trip to Haiti. Despite the destruction, deforestation, erosion and hundreds of tent cities, the three truly enjoy the culture and people of Haiti.

"It was good to see life is moving on," Gibson said. "They won't ever get over the devastation, but I believe they are learning to press forward."

The team offered expertise that is of importance to the Haitians. The quality of livestock has a direct effect on people, and that makes veterinary work in Haiti a necessity. Some Haitian veterinarians have received their DVMs in Cuba, but lack clinical training. The organization's missionaries work to get these veterinarians up to speed.

The team spent the first few days helping with established agricultural outreach programs such as Double Harvest and Farmer-to-Farmer. They taught classes to area farmers about food production and proper goat husbandry and care techniques. After participation in these programs, the team shifted gears to help the local veterinarians.

Goats and pigs roam the littered streets of Haiti and ingest plastic bags, causing gastrointestinal issues. Since the earthquake caused walls to be lost, dogs prowl the area and are being hit by cars. Villager's horses are so skinny they have pack sores going across their bodies. There are several disease outbreaks that need to be controlled. Rabies is a major problem, as well as swine viruses, for which they are struggling to find a diagnosis. There is a mortality rate of more than 30 to 40 percent in pigs due to these diseases. There are also parasite problems that require ample attention and financial resources to be solved.

Dr. Renberg, Dr. Laflin and Gibson worked to help the local veterinarians with these issues in as many ways as possible. They reviewed horse exams and proper handling for villager horses with the veterinarians. The team helped the veterinarians to perform spay and neuter surgeries on dogs. They also performed goat surgeries and rumenotomies, as well as helped to shuttle goats to different locations on the island.

"I feel that Dr. Renberg, Stephan and I were representing Kansas State University in a very profound way," Dr. Laflin said. "Not only through our faith, but also as an example to the Haitian people — both veterinarians and



Goat producers learn about animal husbandry as part of an ongoing project designed to build the productivity of the livestock they depend on.



Horses in Haiti may suffer from sores caused by wooden packs and poor muscling. The problem is partly addressed by banana-leaf pads.

livestock producers we worked with — of what an education can bring to an individual’s life and how that can then impact the masses. We were only three persons who in turn passed on knowledge to maybe 100 others. Think of the impact that can ultimately have.”

Haiti has been through several stages in the months since the devastation of the earthquake. At first, the country needed rescue, and then the focus shifted to aid and rehabilitation. The biggest need in Haiti right now is training and development. There are hundreds of foreign groups in the country working to improve the quality of life for Haitians. It is unclear, though, as to what extent the immense amount of volunteers is actually helping.

There are many groups who have appeared and are doing duplicate work of programs already in place. They are working toward the same goal, but groups are not in coordination with one another. For instance, a tent city has been created, yet no one has been allowed to occupy it. Dr. Renberg says that although Haiti has made progress, it is not hard to find signs of frustration and tragedies still looming on the island.

“There is good being done, but we must work together to train the locals to become self-sufficient,” Dr. Renberg said.

While there, Dr. Renberg said he gained an understanding of the dynamics and frustration of development work. If one can’t offer a

valuable service to the Haitian people, a better solution is to make a monetary donation to an organization that can be of value to the country.

“This is a cause that pulls on the heartstrings of many people,” Dr. Renberg said. “There is a place and a way for everyone to make a contribution. Catching that vision is vital. If we remain insulated, we’ll never be of value to the world around us.”

Dr. Renberg is bringing the cause back to the college and hoping to open

lines of communication. He hopes to connect virologists from K-State’s CVM and veterinarians in Haiti to possibly make some breakthroughs in the current disease problems. He wishes for other veterinarians to realize how their veterinary skills can positively impact global situations.

“I truly admire the dedication of those who are spending their lives helping these people,” Dr. Renberg said. “If it’s cross-culture or next door, it is good to be a small part of that.”



Dr. Shelie Laffin explains rumenotomy techniques to Haitian veterinarians prior to beginning the teaching lab.



Dr. Walter Renberg helps a Haitian veterinarian build his horse handling and examination skills.

'Why we are rural veterinarians'

Veterinary program sees first group of graduates serving rural Kansas

The Veterinary Training Program for Rural Kansas was passed by the state legislature in 2006 to provide a financial incentive to bring new veterinarians to rural areas. This year's graduating class in the College of Veterinary Medicine included the first five graduates. VTPRK participants are eligible for up to \$20,000 in loans per year to pay for college expenses and advanced training. Upon completion of their DVM, each student is required to work in a full-time veterinary practice located in any of 91 Kansas counties with less than 35,000 residents. For each year the student works in rural Kansas (up to four years), \$20,000 worth of loans will be forgiven by the state.

"This funding from the VTPRK is going to alleviate some of the pressures off of us to find the high-paying jobs needed to repay our student loans," Dr. Trent Glick said. "We're able to go to a rural community and maybe take a little less money so we can still pursue our goals." Trent, who is originally from southeast Kansas, has accepted a job in Oberlin.

Each VTPRK student is required to participate in additional activities beyond what is required for their veterinary degrees. The scholars spend their summer breaks learning about foreign-animal disease preparedness, natural disaster preparedness, rural sociology and public health.

Dr. Brock Hanel, from Courtland, said, "I have been able to see different parts of the United States and see how different levels of agriculture and the livestock industry is utilized. It gave me a greater appreciation for rural America." Brock is planning to work in his father's practice in Courtland. Dr. Lannie Hanel earned his DVM from K-State in 1971.

Dr. Jessica Whitehill-Winter has accepted a position with clinics in Lyons and Sterling.

"The VTPRK has allowed me to pursue my career as well as my dream of raising my family in a small community like my parents did for me," she said. Jessica is from Latham in Cowley County. "I have sent resumes to a 90-mile radius from where Mom and Dad live. It's great to be able to go back home and have the financial assistance from the VTPRK, but it's also very nice to know I'll be serving an area that needs it."

Dr. Nick Luke plans to work in Beloit, which is also where he grew up. He is thankful for the advanced training provided in the VTPRK.

"This program has brought us in contact with people who have been involved with researching and responding to foreign animal diseases," he said. "We've made connections with the people who are going to be running the response programs."

Dr. Kyle Berning added, "Going to Iowa our sophomore year and taking part in the regional USDA surveillance testing center was a pretty good experience. Some of the diagnostics and sample taking that we practiced the last four years will definitely come in handy." Kyle, who is originally from Lakin, has accepted a position in Scott City.



Dr. Brock Hanel



Dr. Nick Luke




Dr. Trent Glick



Dr. Jessica Whitehill-Winter



Dr. Kyle Berning

Dean Ralph Richardson said, "We are dedicated to supporting the livestock industry and believe veterinarians create a positive influence on communities of all sizes, particularly small rural communities. These graduates bring a great skill set to rural areas, especially with what they've learned about foreign-animal diseases and public health. With more VTPRK classes following this one, the future looks bright for rural Kansas." 

PHOTOS BY JOE MONTGOMERY

TO EXPERIENCE THE UNIQUE DIFFERENCES OF OUR SUTURES, SIMPLY PUT THEM TO THE TEST.



Shown: VICRYL* PLUS Antibacterial (polyglactin 910) Braided Suture creates a zone of inhibition to prevent *Staphylococcus epidermidis* bacterial colonization in sheep's blood medium.

Which of the following procedures help protect surgery patients from the risks of bacteria?

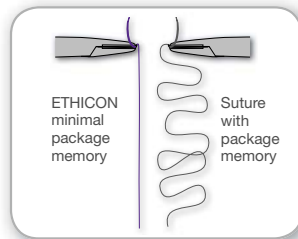
- A. Scrubbing and gloving.
- B. Gowning, capping and masking.
- C. Using ETHICON PLUS Antibacterial Suture.
- D. All of the above.

You can count on ETHICON needles to retain their sharpness even after repeated passes through tissue because:

- A. Patented Ethalloy® is used in all ETHICON taper needles.
- B. ETHICON taper needles are ribbed and flattened for greater stability in the needle holder.
- C. Both A and B.

To give you greater ease of handling, what advantage do all ETHICON sutures come with?

- A. The veterinary industry standard for handling and performance.**
- B. Very little out-of-package memory.
- C. Both A and B.



For a hands-on demonstration of the advantages of ETHICON sutures and needles, contact your Novartis Animal Health US, Inc. representative today. PDS* PLUS, MONOCRYL* PLUS or VICRYL* PLUS antibacterial sutures do not replace antimicrobials or good surgical technique. Additional medical treatment should be given as indicated.

ETHICON, INC.
a Johnson & Johnson company

Partners
in surgical
excellence

*Trademark of ETHICON, INC. **Data on file. Ethalloy is a registered trademark of ETHICON, INC.
Visit www.ethicon.novartis.us for free on-line CE credit. © 2010 Novartis Animal Health US, Inc.
ETH100030A

NOVARTIS
ANIMAL HEALTH



Silent Treatment

Dr. Tom McDavitt lives his dream through deafness and determination

Dr. Tom McDavitt hosts a group of hearing-impaired students from Central Middle School in Tinley Park, Ill. As a deaf veterinarian, he serves as a role model and mentor to hearing-impaired children in his community.

Story by Donna Vickroy, photos by Joseph P. Meier, reprinted with permission of the Southtown Star

Dr. Tom McDavitt is a 1993 K-State graduate. Due to a childhood illness, he became deaf at age 5. Despite losing his sense of hearing, he persevered to earn his veterinary degree at K-State and become a practicing veterinarian. The following story was originally published in the Southtown Star (Chicago) in April 2010.

After checking the stray kitten for any obvious signs of trouble, the veterinarian tightened his grip and grabbed the syringe.

Cheeto let his displeasure be known. But Dr. Tom McDavitt didn't have to hear the spine-tingling screech to understand how the feline was feeling.

He could see and feel the animal's distress.

Dr. McDavitt, 42, is among a sprinkling of deaf veterinarians practicing in the United States. He's the only one in Illinois.

The owner of Animal Clinic of Alsip takes information in via touch, sight and intuition. "Most of the time, I can just tell if something is wrong," he said.

He communicates with his clients' owners through sign language, by voice, and sometimes paper and pen.

"The shot stings," he told a group of hearing-impaired students from Central Middle School in Tinley Park who,

along with Lemont High Schooler Anna Thelen, were touring the clinic with special education teacher Jenny Ferkaluk and interpreter Jeanette Archie.

"But he'll be OK, he'll go to sleep now," Dr. McDavitt said, and then carried the short-haired cat to a back room where it would await surgery.

A bout of meningitis when he was 5 years old left Dr. McDavitt deaf. Though highly intelligent — he scored a 35 on his ACT — he struggled through the logistics of school and the misconceptions of the hearing world.

"People told me I couldn't become a veterinarian," he said. "I told them, 'Watch me!' Some things are hard to say, but that doesn't mean they are hard to learn."

Even without a disability, veterinary school is a formidable quest. There are hundreds of applications for university positions, but only a fraction get in.

With the help of interpreters and note-takers, Dr. McDavitt got through K-State's College of Veterinary Medicine, only to be stymied in his job hunt.

He sent out hundreds of resumes that first year. He also volunteered at the Sedgwick County Zoo in his hometown of Wichita.

Finally, he was hired by a small clinic in the quad cities in Illinois where he worked for 10 months. After a second job in Springfield, Ill., for a year, Dr. McDavitt took a job at the Hickory Hills Animal Clinic, which he purchased after two years of working there. Between 1999 and 2009, he also worked at the Alsip Animal Hospital.

When the lease expired at the Hickory Hills Animal Clinic location, he opened the Animal Clinic of Alsip with his business partner in July 2009. Dr. McDavitt's business partner, Byron Lauderdale, and his wife, Sharon, run the daily business operations for the clinic.

Dr. McDavitt has been practicing for 17 years. About 200 of his 4,000 clients are deaf.

On this day, Dr. McDavitt showed the students around his office and let them observe while he treated a cocker spaniel with a chronic ear infection.

He then handed out goggles so the

students could watch while he neutered young Cheeto with a \$48,000 surgical laser.

"I was one of the first veterinarians to get the laser," Dr. McDavitt said. "It makes a smaller incision and the healing time is faster."

The surgery, Ferkaluk signed to the students, would keep the cat from having babies, thus making it easier to be adopted into a permanent home.

Once the surgery was finished, Dr. McDavitt fielded questions.

Tyler Viliakis wanted to know if the animals ever bite. "All the time," Dr. McDavitt said, showing off an array of scars. "It's part of the job."

Anna, 16, asked for advice on pursuing her dream of becoming a veterinary technician.

"The more math and science you take, the better," he said.

And Hamza Abukhudair wondered how the doctor can tell if an animal is sick.



Dr. McDavitt, who learned to auscultate with his hands because of deafness, examines Cheeto the cat.

"Dogs are easier to diagnose than cats. If they aren't eating, are lethargic or just not being themselves, something's wrong," he said. Sometimes, he needs to do blood work to make a diagnosis.

Dr. McDavitt checks breathing and heartbeat by touch, sometimes laying his cheek against an animal to concentrate on the sense of touch.

Ferkaluk said Dr. McDavitt is a role model for the deaf students.


"He shows that with a lot of hard work you can do whatever you put your mind to."

Dr. McDavitt does indeed seem to accomplish whatever he puts his mind to. His 14-month-old daughter, Grace, appears to be cut from the same cloth.

"She's already learned to open drawers in the dresser and use them as stairs to climb," he said.

Dr. McDavitt's wife, Brigitte, assists in the clinic, handling paperwork and covering phones.

The couple has several pets, including a boston terrier, ferret, love bird and a 17-year-old cat who lives at the office.

The next day, young Cheeto was adopted out. 

Dr. McDavitt answers a question from a hearing-impaired middle school student.



A New Home

For the Comparative Medicine Group

By Dusty Dhuyvetter

The future arrival of the National Bio and Agro-Defense Facility (NBAF) in Manhattan will provide new opportunities and change for several organizations at K-State. One such organization is the Comparative Medicine Group (CMG).

The CMG will be very directly affected by the coming of NBAF in that the large animal research facility they currently operate out of, the Animal Resource Facility, is located on land identified by the university for the future construction of NBAF. As a result, the CMG will be moving into a new facility on the corner of Denison

and Marlatt avenues called the Large Animal Research Center (LARC). The LARC will provide housing for large animals used in research and teaching. Species such as dogs, pigs, cattle, horses, goats, sheep and the College of Veterinary Medicine's teaching herds will be housed in the LARC. The facility is expected to be finished in mid-November.

The LARC is a very crucial facility as the CVM continues to strive for excellence, and as a continued link to NBAF. As Dean Ralph Richardson said in regards to the LARC: "We've had a number of meetings with the

architects and with an entrepreneur-leadership team to seek resources to expand the facility to really meet the growing needs of the animal housing research needs for this college. That's a three-phase addition to the infrastructure and practical facilities that this college and university need to bridge between the field, and practice of veterinary medicine and access to a high-end facility such as the Biosecurity Research Institute or NBAF."

As you may or may not know, the CMG was known, until last year, as the Animal Resource Facility. The



A closer look at the research building that will be the central area of the LARC. The research building will house dogs, pigs, horses, etc. It will also include procedure rooms, a surgery suite, outdoor facilities and more.

RESEARCH BUILDING


KSU - LARGE ANIMAL RESEARCH CENTER

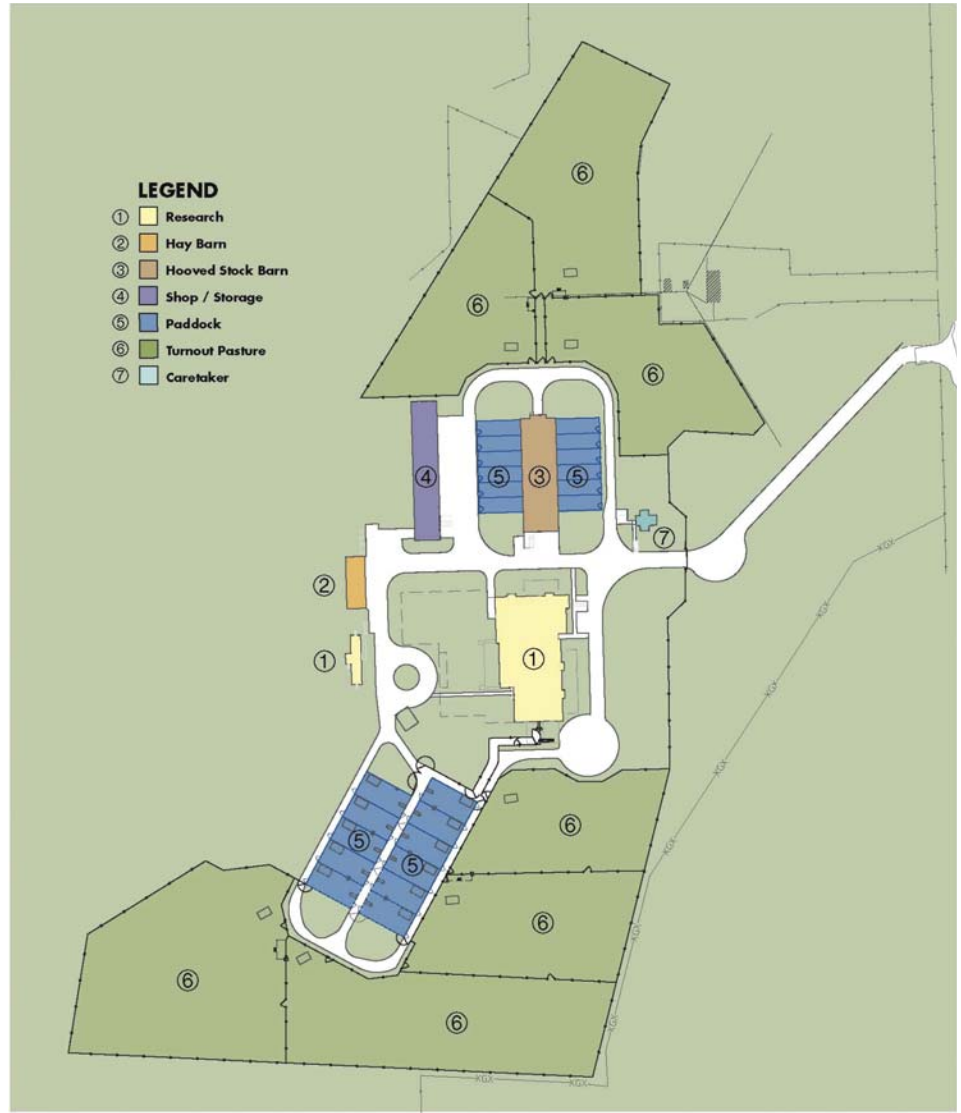
TREANOR
ARCHITECTS P.A.

name change took place for several reasons. As Dr. Sally Olson, interim director of the CMG said, “Last year the Animal Resource Facility centralized so as to better provide for all of the animal care needs of the university. The group moved from being under the College of Veterinary Medicine to falling under the university’s Office for Research. Because of this transition, we felt it was a good time to change the name to better reflect what the group does.”

Dr. Olson explained further, “The field of laboratory animal medicine is a provider of comparative medicine service versus solely a resource for animals. The CMG provides animal husbandry care, animal procurement, veterinary care, technical and surgical support for a variety of species, all within the guidelines of the USDA and NIH, to name a few.”

The CMG works hard to promote good science while keeping the welfare of the animals as the top priority. The facility has been accredited for long time by the Association for Assessment and Accreditation of Laboratory Animal Care International (AAALAC). The CMG prides itself on providing quality care. As Dr. Olson put it, “Animal use is a privilege, and through quality care, I feel the CMG plays its part in helping make Kansas State University an upstanding place to do research.”

And now, with the ongoing construction of the LARC, it will have a building that will be described in the very same way. 



SITE PLAN

KSU - LARGE ANIMAL RESEARCH CENTER



TREANOR
ARCHITECTS P.A.

Above: The site plans for the Large Animal Research Center (LARC). The areas featured will be move-in ready in November.

Below: Current progress on the LARC at the corner of Denison and Marlatt Avenues. The building pictured is the shop/storage building. It will have a wash bay for sanitizing livestock trailers, a shop, tractor/trailer storage and project/equipment storage.

PHOTO BY DUSTY DHUYVETTER



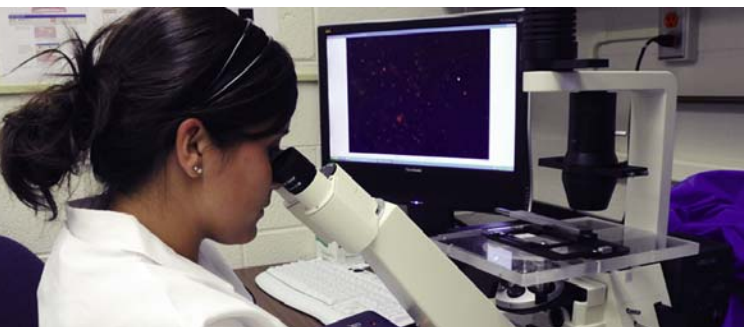
Homeland Security names K-State as a 'Center for Excellence'



PHOTOS COURTESY OF K-STATE COMMUNICATIONS AND MARKETING

Dr. Jürgen Richt, Regents Distinguished Professor and Kansas Bioscience Authority Eminent Scholar, leads the new Center of Excellence for Emerging Zoonotic and Animal Diseases.

Below: Researchers at K-State's Center of Excellence for Emerging Zoonotic and Animal Diseases will collaborate with researchers at Texas A&M University.



K-State's expertise in vaccine development, diagnostics, animal disease detection and education programs formed the basis for the university's recent selection as a Center of Excellence for Emerging Zoonotic and Animal Diseases (CEEZAD) by the Department of Homeland Security, announced K-State President Kirk Schulz. K-State will receive \$12 million over the next six years.

"K-State's research focus on zoonotic diseases and animal health, the unique research capabilities of the Biosecurity Research Institute and experienced and world-renowned faculty researchers all aided this selection as a Center of Excellence," President Schulz said. "Because zoonotic diseases can spread from animals to humans and vice versa, this center will be important to protecting human health as well."

President Schulz believes an established research infrastructure and future construction of the National Bio and Agro-Defense Facility (NBAF) on the campus contributed to K-State's selection for the new center.


K-State will partner with Texas A&M's Foreign Animal and Zoonotic Disease Defense Center to co-lead the Science and Technology Directorate's efforts to involve university researchers in zoonotic and animal disease detection.

Dr. Jürgen Richt is principal investigator and the center's director. He is a Regents Distinguished Professor in the College of Veterinary Medicine and Kansas Bioscience Authority Eminent Scholar.

"This new Center of Excellence enables us to be stronger leaders," Dr. Richt said. "K-State has specialists in infectious diseases who know agriculture systems well, not only livestock, but also other food sources including fish and poultry. We will hire new researchers to complement our existing expertise and collaborate with outstanding researchers from institutions all over the United States to best protect the nation's food supply."

CEEZAD's purpose will be to conduct research, develop technology and train a specialized work force to successfully defend U.S. pre-harvest agricultural systems against agroterrorism, catastrophic events and emerging animal pathogens.

The DHS anticipates both K-State and Texas A&M will conduct projects in all thematic areas including vaccines, detection, diagnostics, modeling and simulation, education and training. The DHS will work with center leadership to ensure long-term coordination and collaboration.

A kickoff meeting featuring several of the world's top experts in zoonotic diseases was held at K-State in June. 

Frontier gets \$390,000 grant — Students get their FIX

The CVM's Frontier program secured a \$390,000 grant from the Department of Homeland Security (DHS) last fall. The grant is administered through the Science, Technology, Engineering, and Mathematics (HS-STEM) Career Development Grants program. This program promotes scholarships and fellowships in HS-STEM disciplines for those who intend to pursue homeland security careers. The grants help "track" students into employment in Homeland Security, while providing them with unique travel and internship opportunities.

Frontier is an interdisciplinary program for the historical studies of border security, food security and trade policy run through the Department of Diagnostic Medicine and Pathobiology through the College of Veterinary Medicine. The program was the brainchild of Dr. Justin Kastner, assistant professor of food safety and security at K-State, and Dr. Jason Ackleson, associate professor of government at New Mexico State University, Las Cruces. They work closely with Dr. Abbey Nutsch, assistant professor of food safety and security in the Department of Animal Sciences and Industry at K-State.

"The DHS career development grants provide a tremendous boost to our program," Dr. Kastner said. "Drs. Ackleson, Nutsch and I are continually looking for

ways to provide unique interdisciplinary learning opportunities for our students. This grant helps us to do just that."

Drs. Kastner and Ackleson developed Frontier to be open to undergraduate, graduate, and distance-education students who were also interested in these issues or working in a related field.

The Frontier Interdisciplinary eXperiences (FIX) program is geared primarily for on-campus K-State and New Mexico State University students, who are identified as Frontier scholars. Scholars are expected to develop a broad understanding of key issues and then develop a concept for their individualized FIX projects, on which they receive guidance and support from Frontier's faculty mentors and student coordinators. FIX projects involve studying problems from multiple academic perspectives and producing written and/or multimedia products for the Frontier Web site.


Some of the FIX projects have included travel to Washington, D.C., Los Alamos, N.M., and the U.S.-Mexican border in order to examine current policy efforts as well as physical sites and facilities related to border security and food security. 

PHOTO BY JOE MONTGOMERY



(Standing, left to right) Dr. Jason Ackleson, NMSU and Frontier co-director; Steve Toburen, Frontier Interdisciplinary eXperiences program coordinator; Dr. Abbey Nutsch; Emily Schneider; Edward Nyambok; Michael Bursum, NMSU and Frontier Interdisciplinary eXperiences program coordinator; Tracy Sabo; Julianne Jensby; Anna Pees; and Haley Marceau. Seated left to right are: Dr. Justin Kastner, Frontier co-director; Dr. Tarric Crnic; Julie Chelewski; Katie Krusemark; and Shweta Gopalakrishnan.

Research Tips & Assistance



by Carol Elmore

Pets are such close companions, many people include them on family trips. Veterinarians are frequently consulted about health issues when traveling with pets, but other questions may arise related to travel accommodations or travel gear.

The Veterinary Medical Library (VML) has several excellent books on traveling with a pet.

“Vacationing with Your Pet: Over 25,000 Listing of Hotels, Motels, Inns, Ranches and B & B’s that Welcome Guests with Pets” (TX907.2 .B38 2007) includes tips for both cats and dogs as well as comprehensive listings by state of pet-friendly lodgings. “Travel With or Without Pets: 25,000 Pets-R-Permitted Accommodations, Pet-sitters, Kennels & More” (TX907.2 .T73 1998) includes resources to consider if one decides not to take a pet on the family trip. “No Pet Left Behind: The Sherpa Guide for Traveling with Your Best Friend” (SF415.45 .M37 2008) has lots of travel tips and listings of state and national parks that welcome pets, boat charters and international travel.

The VML also recommends from our Animals in Society Collection, “A Member of the Family: Cesar Millan’s Guide to a Lifetime of Fulfillment with Your Dog” (SF426 .M555 2009) and “Happy Dog: How Busy People Care for Their Dogs” (SF426 .M677 2003) that include chapters on traveling with pets. Another valuable resource is “Pet E.R. Guide: A Directory of 24-Hour and After-Hour Veterinary Facilities in the United States” (SF778 .L67 2007) for finding veterinary help if an animal becomes ill on a trip.

These books are available at the Veterinary Medical Library, or outside of Manhattan, check your local public library. Such books may also be requested through Interlibrary Loan. Journal articles and searches for more in-depth research needs on travel or other topics can be placed for a fee through the Library Research Services, www.vet.ksu.edu/depts/library/info/research_services.htm, or e-mail: libresearch@vet.k-state.edu at the Veterinary Medical Library.

VETERINARY MEDICAL LIBRARY
KANSAS STATE UNIVERSITY
408 TROTTER HALL

CVM faculty: Teaching awards and tenure



PHOTOS BY DAVE ADAMS

The fall teaching award winners are: Dr. Walter Cash, Merial Teaching Excellence Award for first-year students; Dr. Dan Thomson, Novartis Teaching Excellence Award for third-year students; Dr. Deryl Troyer, Teva Animal Health Teaching Excellence Award for first-year students; and Dr. Steve Stockham, Bayer Animal Health Teaching Excellence Award for second-year students.

Each fall the CVM gives awards to faculty in recognition of teaching excellence. These awards are sponsored by the college’s corporate friends. Two awards are given for first-year teachers as that is considered one of the tougher years in terms of students getting oriented into the curriculum. A research award is given to a faculty member at Phi Zeta Research Day in February.

The CVM also promoted several faculty members by awarding tenure and/or title changes. Congratulations, faculty.



Dr. David Poole, 2010 recipient of the Pfizer Animal Health Award for Research Excellence.



From left: Dr. Hans Coetzee, receives a promotion to associate professor with tenure; Dr. Butch KuKanich, promotion to associate professor with tenure; Dr. Masaaki Tamura, granted tenure; Dr. Ken Harkin, promotion to full professor; and Dr. Brad White, promotion to associate professor with tenure.



Veterinary Medical Alumni Association

Find us online at: www.vet.k-state.edu/depts/alumni

Message from VMAA President Dr. Pete Sherlock, DVM 1980



Fellow K-State veterinary alumni:

I am privileged to serve as president of the Veterinary Medical Alumni Association (VMAA) for the next 12 months. The objective of the VMAA is to promote and support the interests of K-State's College of Veterinary Medicine and alumni.

VMAA hosts alumni receptions at a number of major continuing education sites and recognizes outstanding alumni for their contributions to the veterinary profession and their community. The association hosts the Cat Town tailgating events before home football games. These activities are excellent ways to keep in touch with your college, faculty and colleagues. VMAA reaches out to current veterinary students and informs the students of the association's activities and purpose.

Dues paid to the VMAA are placed in an endowment fund and the earnings generated are used to support alumni events and awards.

The VMAA is here to promote K-State CVM and alumni. It is your organization in the truest sense. Any comments, suggestions or new ideas for improving the association are always welcome.

Dr. Pete Sherlock, DVM 1980

2010 Class Initiative Award



The Class of 1970 nudged out the class of 1955 by a few tenths of a percentage point to take this year's Reunion Achievement Award. Above, former VMAA President Dr. Mike Moore presents the award to Dr. James Wright, Dr. Tom Cure, Dr. Bill Morland, Dr. John Rule and Dean Ralph Richardson. They raised \$14,894. Together the classes of 1955, 1960, 1965, 1970, 1975, 1980, 1985, 1990, 1995, 2000 and 2005 raised \$112,587.

About the VMAA

The Veterinary Medical Alumni Association is a nonprofit organization run primarily by our graduates who volunteer their time and effort. Members are elected to serve on the association's executive board. Each serves a four-year term as member-at-large, and one year each as president-elect and president. The board's purpose is to administer the following:

- Review nominations for the Distinguished Alumnus and E. R. Frank Awards and Alumni Recognition Awards.
- Organize receptions at seven national veterinary meetings/conferences and annual five-year reunions.
- Provide leadership in the management of financial support to the VMAA, oversee veterinary class projects, biography booklets, class newsletters, fundraising initiatives and the administration of their alumni records.

Veterinary Medical Alumni Association Endowment Membership Report

VMAA membership dues were incorporated into its Constitution and By-Laws in 2000.

The VMAA Executive Board established an endowment in February 2003. VMAA membership dues are placed in this fund to generate earnings to support alumni events, initiatives and activities in perpetuity. The VMAA Endowment, account number, K93615, has a balance of \$277,249.84 as of July 2010. A special thank-you to all who have participated in this effort.

Executive Board Members

President

Dr. Pete Sherlock
DVM 1980
peteams@bluevalley.net

President-Elect

Dr. Orval Gigstad III
DVM 1976
orv.gigstad@windstream.net

Past President

Dr. Mike Moore
DVM 1968
mk.moore@novartis.com

Secretary/Treasurer

Dr. Howard Erickson
DVM 1959
erickson@vet.k-state.edu

Senior Member-At-Large

Dr. Justin Janssen
DVM 1972
JustinJanssenDVM@gmail.com

Members-At-Large

Dr. Todd Knappenberger
DVM 1999
kvc4ksu@sbcglobal.net

Dr. Julie Ebert
DVM 1996
julieebert@twinvalley.net

Dr. Lesley Pelfrey
DVM 1991
drpevo@sbcglobal.net



KANSAS STATE UNIVERSITY
College of Veterinary Medicine

Walk through the Decades

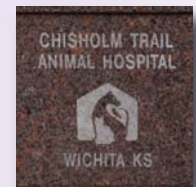


Become a visible part of the K-State College of Veterinary Medicine history!

Honor your achievements, promote your clinic or business, or create a memorial with a personalized granite tile. Imagine the joy a gift of this type would provide for the veterinary medical professional in your life.

Each donation to this program supports the College of Veterinary Medicine. Granite tiles are displayed prominently in the Centennial Plaza between Mosier and Trotter halls.

To place an order, please visit us online at <http://www.vet.ksu.edu/centennial/plaza.htm> or call us at 785-532-4043.



Leave A Legacy ...

Remember the College of Veterinary Medicine in your estate plan!

If you decide to include the college in your will, IRA, life insurance, etc., you may use this official language:


I give and bequeath to the Kansas State University Foundation, Manhattan, Kansas, Federal Identification Number 48-0667209, a nonprofit corporation organized under the laws of the State of Kansas, the sum of \$____ or percentage of ____%, to be used according to the Memo of Understanding on file with said organization OR for the general purpose of said Foundation.

If the college is included in your plan, PLEASE let us know! We'd like to personally thank you for your support.

For more information, please call 785-532-4378, e-mail chrisg@found.ksu.edu or visit <http://www.vet.ksu.edu/depts/development>



KANSAS STATE UNIVERSITY
College of Veterinary Medicine



Alumni class news

1949

Dr. Charles Wempe, York, Neb., was named 'Most Senior Competitor' at the 2009 Nebraska State Hand Cornhusking Contest in October. The contest is held annually near York. Dr. Wempe is 93.

1943

Dr. Buford Winters, Nowata, Okla., passed away Oct. 11, 2009 (as reported in the Fall 2009 issue of Healing Hands). He began a family legacy when he graduated from K-State in January 1943. His son, Dr. Kenneth Winters, Overland Park, Kan., received his DVM from K-State in 1967. His grandson, Dr. Kevin Winters, Lake Lotawana, Mo., received his DVM

cont'd page 25



Dr. Buford Winters, DVM 1943, and Dr. Kenneth Winters, DVM 1967, celebrate Kevin's DVM graduation in 1993. Buford passed away in 2009.

In Memoriam

1935

Dr. Wilbert Osterholtz
Fresno, Calif.
Jan. 26, 2010

1942

Dr. Bruce Watson
Bakersfield, Calif.
Feb. 18, 2010

1943

Dr. Neil Beckenhauer
Manhattan, Kan.
April 2, 2010

Dr. Leslie Foelschow
Clovis, Calif.
Feb. 27, 2010

Dr. Keith Henrikson
Bolivar, Mo.
Nov. 17, 2009

Dr. Charles Whiteman
Manhattan, Kan.
Sept., 30, 2009

1944

Dr. Roy Milleret
Manhattan, Kan.
April 6, 2010

1945

Dr. Harry Reagor
Carmichael, Calif.
July 15, 2009

Dr. Jean Smith
Ottawa, Kan.
Feb. 15, 2010

1946

Dr. Donald Swartz
Owasso, Okla.
Nov. 19, 2009

1949

Dr. David Gregory
Ames, Iowa
Nov. 1, 2009

1950

Dr. Howard Furumoto
Kailua Kona, Hawaii
Jan. 19, 2010

1951

Dr. Louis Otto
Arlington, Neb.
Nov. 30, 2009

1952

Dr. Billy Korb
Stockton, Kan.
April 5, 2010

Dr. Chester Meinecke
Fayetteville, Ark.
Feb. 22, 2010

Dr. Frank Mertz
Knoxville, Iowa
Jan. 28, 2010

1954

Dr. Edward Gofreed
Arlington, Va.
May 19, 2010

1955

Dr. George King
Rushville, Ind.
Feb. 24, 2010

1957

Dr. Perry Page
Pittsburg, Kan.
Jan. 3, 2010

1958

Dr. Max Sutton
Saint Joseph, Mo.
May 14, 2010

1959

Dr. Curtis McCauley
Emporia, Kan.
Dec. 19, 2009

Dr. Samuel Strahm
Pawhuska, Okla.
Dec. 17, 2009

1960

Dr. Gene New
Rockville, Md.
Feb. 7, 2010

1961

Dr. Chad Clark
Fruitland, Idaho
Oct. 13, 2009

1962

Dr. Douglas Krous
Albuquerque, N.M.
June 5, 2009

1964

Dr. Eldon Hollern
Columbus, Kan.
April 10, 2010

Dr. Robert Danielson
Caldwell, Idaho
July 6, 2010

1966

Dr. Ron Gentzler
Clovis, Calif.
Feb. 10, 2010

1967

Dr. Joe Mattare Jr.
Vista, Calif.
Jan. 29, 2010

1968

Dr. Norman Schneider
Ceresco, Neb.
July 5, 2010

1970

Dr. Ronald Engelken
Saint Joseph, Mo.
Nov. 22, 2009

1972

Dr. Larry Stuart
Cedar Crest, N.M.
Jan. 15, 2010

1973

Dr. Carolyn Sutton
Grenola, Kan.
June 21, 2010

1976

Donald Mueller
Vestal, N.Y.,
Aug. 2, 2009

1980

Dr. John Fredenburg
Cape Carteret, N.C.
Dec. 21, 2009

1995

Dr. Julie Ball
Roberts, Wis.
June 6, 2009


Dr. Harvey wins lifetime achievement award

Because of outstanding contributions to veterinary medicine, Hill's Pet Nutrition Inc. named Dr. John W. Harvey, DVM (K-State class of 1970), Ph.D., professor and executive associate dean and award-winning professor at the University of Florida College of Veterinary Medicine, as the recipient of the Mark L. Morris Sr. Lifetime Achievement Award.

The award is presented annually at the opening ceremony of the North American Veterinary Conference. Dr. Harvey received the award for his lifelong work in clinical pathology and physiology with his expertise in hematology.

"This year we had many outstanding nominees for this prestigious award," said Daniel Aja, DVM, director of professional affairs at Hill's. "Dr. Harvey is a highly dedicated and world renowned educator, and his accomplishments make him very deserving of this Lifetime Achievement Award."

Dr. Harvey has many scholastic accomplishments which include 113 refereed papers in both veterinary and human medicine journals (many describing syndromes not previously recognized), three books, 46 book chapters, 56 proceedings papers, 65 abstracts and 31 research grants. He is an accomplished lecturer both nationally and internationally with more than 250 major seminar engagements throughout the world.

Previous awards for Dr. Harvey include the Norden Distinguished Teaching Award, the American Association of Feline Practitioners Research Award and the Alumni Recognition Award from Kansas State University. In 2007, he received the Lifetime Achievement Award from the American Society for Veterinary Clinical Pathology. 

COURTESY PHOTO



Dr. Daniel Aja, DVM, director of professional affairs at Hill's, presents the Morris Award to Dr. John Harvey, K-State class of 1970 and faculty member at the University of Florida.

COURTESY PHOTO




California Cattlemen's Association President Tom Talbot, DVM, (left) presents the Van Vleck Award to Dr. Bennie Osburn, class of 1961.

Van Vleck Award goes to Dr. Osburn

Dr. Bennie Osburn, dean of the University of California, Davis, School of Veterinary Medicine, received the Gordon K. Van Vleck Memorial Award in November at an annual banquet of the California Cattlemen's Association and California CattleWomen Inc.

According to Cattlemen's Association criteria, "The award is given to an individual who is not engaged in beef cattle production as a primary occupation, but to someone who has made significant contributions to the California beef cattle industry. Recipients may be allied industry leaders, government or university officials, legislators or others."

Dr. Osburn, who graduated from K-State with his DVM in 1961, serves as dean of the School of Veterinary Medicine at Davis — a position he has held since 1996. He oversees the school's teaching, research and service programs, among them the California Animal Health and Food Safety Laboratory System, Veterinary Medicine Extension, the Veterinary Medical Teaching and Research Center in Tulare, and the Western Institute for Food Safety and Security.

In Dr. Osburn's scientific career, he has emphasized the health and welfare of food animals, particularly cattle and sheep. He has been involved in key discoveries about food animal viruses including the bluetongue virus and border disease virus, developmental immunology, congenital infections and food safety. 

class news - cont'd

from K-State in 1993 on the 50th anniversary of his grandfather's veterinary graduation. Dr. Buford Winters was 91 years old.

1970

Dr. Jerry Diemer, Windsor, Colo., retired from the USDA's Animal and Plant Health Inspection Service (APHIS) and his position as associate regional director - Veterinary Services Western Region, in December 2009. Dr. Diemer spent 22 years of service with APHIS.

1971

Dr. Bill Brown, Wamego, Kan., was installed as Kansas Livestock Commissioner by the Kansas Animal Health Department (KAHD) on March 8, 2010. Dr. Brown will lead the KAHD, which is assigned to protect the health, safety and welfare of Kansas citizens through the prevention, control and eradication of infectious and contagious diseases in livestock and domestic animals.

1998

Dr. Tara Donovan, Richland Center, Wis., was installed as vice president of the American Association of Swine Veterinarians (AASV) on March 9, 2009, in Omaha, Neb., during the association's annual meeting. The AASV has more than 1,400 member veterinarians from around the world.

2000

Dr. Christina Frick, Larned, Kan., gave birth to Grayson Dylan Frick Maxwell on May 5, 2010. Dr. Frick is married to Brent Maxwell. Grayson is their first child.

2004

Dr. Shannon Weber, St. Joseph, Mo., gave birth to Austin David Weber on July 22, 2009. Austin joins 2-year-old brother, Sheldon. Dr. Weber is married to Tony Weber.

Oh Henry!

Dr. Steve Henry shines as 2010 Alumni Fellow

Being a clinician is something Dr. Steve Henry truly embraces. As part of a lecture to current veterinary students at K-State, Dr. Henry emphasized the importance of being on the front lines of animal and human health — all part of the One Health Initiative. Dr. Henry's expertise as a swine health expert was one of the reasons he was chosen to be the CVM's 2010 Alumni Fellow.

The K-State Alumni Fellows program is sponsored by the Dean's Council, President's Office and Alumni Association. The university recognizes Alumni Fellows from all nine of K-State's academic colleges.

Dr. Henry, a Longford, Kan., native, works with the Abilene Animal Hospital veterinary group in Abilene, Kan. He received a bachelor's degree in 1970 and DVM in 1972, both from K-State.


Following graduation, Dr. Henry practiced in Illinois before returning to Kansas in 1976. Since then, Dr. Henry has become president and partner with the Abilene Animal Hospital PA in Abilene, and is an adjunct professor in the Department of Diagnostic Medicine/Pathobiology at K-State.


While serving as a general practitioner, Dr. Henry's primary interest is in swine health and pork production efficiency. His focus is pathogen control and elimination from farms, regions and countries. He and his veterinary partners provide services to pork producers in the central United States and consultation to the pork production industry throughout North and South America, and is a close collaborator with researchers at K-State and abroad.

Dr. Henry has written extensively on swine health topics for professional journals and magazines. He has contributed chapters for the textbooks, "Diseases of Swine" and "Large Animal Internal Medicine." Dr. Henry is a frequent speaker at pork producer meetings and veterinary conferences.

Dr. Henry, through committees of the AVMA and the AASV, has worked on regulatory issues involving drug and vaccine usage in animals. He has served on the Food and Drug Administration's Veterinary Medicine Advisory Committee, the American Veterinary Medical Association's Council on Biologic and Therapeutic Agents, various Pork Producers Council committees and Department of Agriculture committees.

Dr. Henry has served as president of the American Association of Swine Veterinarians, was named Practitioner of the Year, and won the Howard W. Dunne Memorial Award. Other honors include the Allen D. Leman Science in Practice Award and the K-State Veterinary College's Distinguished Alumnus Award. He is a member of the National Academies of Practice, a fellow of the Morris Animal Foundation, and a diplomate of the American Board of Veterinary Practitioners in Swine Health Management.

Dr. Henry is married to Vangie and has three children: Eric, Adam (both K-State graduates) and Quinlan. He is also a cellist, performing for more than 30 years as a member of the Salina Symphony Orchestra. 



Dr. Steve Henry, class of 1972, practices in Abilene, Kan.

PHOTO BY JOE MONTGOMERY

CVM alumni recognition awards

Dr. Charles D. Heinze ('53) received the **2009 Distinguished Alumnus Award** at the **American Association of Equine Practitioners** annual conference in Las Vegas on Dec. 7.

Dr. Heinze has worked as a practitioner, assistant professor at Oklahoma State University, associate professor Purdue University, and as owner of the Equine Veterinary Clinic in West Lafayette, Ind. He founded the

International Association of Equine Practitioners in 1997. Dr. Heinze has been the author or co-author of more than 50 scientific articles dealing with equine surgery.

Dr. Heinze, a native of Wilson, Kan.,



earned both a bachelor's degree and DVM from K State in 1953.

As the founder of the International Association of Equine Practitioners, Dr. Heinze has served as the general chairman, secretary, treasurer and on the executive board. He is also a lifetime member of Indiana Veterinary Medical Association, Indiana Association of Equine Practitioners and American Association of Equine Practitioners.

Dr. Phil D. Lukert ('60) received a **2010 Distinguished Alumnus Award** at the **North American Veterinary Conference** in Orlando, Fla., on Jan. 17.

Dr. Lukert, a native of Topeka, Kan., earned a bachelor's degree in animal husbandry at K-State in 1953. He worked two years with the American Hereford Association and then got called up for military action during the Korean War. After two years of service,

he returned to K-State on the GI Bill and earned his DVM in 1960 and a master's degree in 1961.

Dr. Lukert worked six years as a research veterinarian in the USDA's National Animal Disease Laboratory in Ames,



Iowa. In 1967, he completed a Ph.D. at Iowa State University.

Dr. Lukert was on the faculty at the University of Georgia from 1967 to 2001. He won the Norden Teaching Award in 1987 and was a major professor for 22 master's degree students and 18 Ph.D. students. He has been chairman of the Registration and Housing Committee of the World Veterinary Poultry Congress.

Dr. David M. Ylander ('83) was given a **2010 Alumni Recognition Award** at the annual **Nebraska Veterinary Medical Association** conference Jan. 22 in Kearney.

Dr. Ylander, formerly of Lindsborg, Kan., earned a bachelor's degree in poultry science in 1978 and a DVM in 1983, both at Kansas State University. He is a partner with three other veterinarians at the Alliance Animal

Clinic. Prior to that, he was an associate veterinarian with Fillmore County Animal Clinic and owner and solo practitioner of Vetcare Animal Hospital, both in Geneva, Neb.

Dr. Ylander estimates that more than



90 percent of his activities are involved with companion and exotic animals where he enjoys challenging medical cases as well as surgical ones.

Dr. Ylander is serving as the Nebraska delegate to the American Veterinary Medical Association, is chairman of the Nebraska Board of Veterinary Medicine and Surgery, and president-elect of the American Association of Veterinary State Boards.

Dr. Larry K. Dresher ('67) was given a **2010 Alumni Recognition Award** at the annual **Western Veterinary Conference** in Las Vegas on Feb. 15.

Dr. Dresher has worked throughout his career primarily as an equine veterinarian, while taking a considerable role in exotic and small animal medicine. He co-owned the Conejo Valley Veterinary Clinic in Thousand Oaks, Calif., for 33 years

where he served as chief of staff. Dr. Dresher also gives lectures on topics of equine practice and group practice management at seminars, state conventions, 4-H, FFA and horse breed association meetings.



In addition to veterinary practice, Dr. Dresher has a passion for teaching. Before attending veterinary college, he was a secondary education teacher. Later in his career, Dr. Dresher taught evening classes at a local community college. At his clinic, he has also mentored students interested in veterinary medicine.

A native of Canton, Kan., he earned his DVM from K-State in 1967.

Read more about these recipients and awards online at www.vet.k-state.edu/depts/alumni/recognition.htm

North America's Favorite Veterinarian

Client nomination earns Dr. Wayne Ingmire special award

By Joe Montgomery

The North American Pet Health Insurance Association (NAPHIA) announced in October that Dr. Wayne Ingmire, class of 1975, has been selected as the winner of the 2009 North American Favorite Veterinarian.

In September 2009, the NAPHIA celebrated North American Pet Health Insurance Month, so the association encouraged pet owners across North America to nominate their favorite veterinarians and provide a short story as an example. According to the association, paws down, Dr. Wayne Ingmire's nomination made him the "purrfect" winner!


Dr. Ingmire practices at the Mokena Animal Clinic near Chicago. He was nominated by Charlene Tabler, a client since 1982.

According to Ms. Tabler, "Our family feels that 'Doc' is the most caring and focused care provider we have ever met, and that includes our children's pediatrician — and we certainly love our pediatrician! Doc has been with us through the lives of our pets during the good times and times of illness and loss. From getting down on the floor and saying hello to our pets, to holding our hand as we discussed cancer treatments for one of our dogs, Doc is a most loving and caring health provider. There have been several times throughout the years that Doc would call in the early evening to check on our pets and make sure everything was going well. He does so much more for us than treating our pets — Doc treats our entire family."

The NAPHIA held a reception and lunch Oct. 27 at the Mokena Animal Clinic for Dr. Ingmire, his staff and friends. He was presented with an educational grant and recognition plaque. Ms. Tabler attended the presentation too.

"Dr. Ingmire is a committed and caring practitioner that gives much to his clients, patients and his profession," said Loran Hickton, executive director, of the NAPHIA. "He has distinguished himself at all levels of his profession and within his community."

Dr. Ingmire's father, Dr. Cecil W. Ingmire is also a K-State veterinary alumnus. He earned his DVM in 1947 and had his own practice for several years in Joliet, Ill., (where Wayne was born) and retired in 1997.

"We're very proud of Dr. Ingmire's many contributions to our profession during his career," said Dr. Ralph Richardson, dean of the College of Veterinary Medicine. "He is very special to all of us." 

PHOTOS COURTESY NORTH AMERICAN PET HEALTH INSURANCE ASSOCIATION



Dr. Wayne Ingmire, "Favorite Veterinarian" of the year, with Charlene Tabler, his client who nominated him for this national award.



Client Charlene Tabler holds her dog for Dr. Wayne Ingmire, class of 1975, while his father, Dr. Cecil Ingmire, class of 1947, watches.



Loran Hickton, executive director of the NAPHIA and Peter Weber, executive director of the Illinois State VMA present the North American Favorite Veterinarian award to Dr. Ingmire.



Development and Alumni Office

College of Veterinary Medicine
Kansas State University
103 Trotter Hall
Manhattan, KS 66506-5604

CHANGE SERVICE REQUESTED

Nonprofit Organization
US POSTAGE

PAID

Permit #3

Eudora, KS 66025

K-State College of Veterinary Medicine — www.vet.k-state.edu

Get CE credits anytime at Veterinary Medicine Online!

Check out Veterinary Medicine Online — a series of new online seminars in Bovine, Small Ruminant, Camelid and Equine health.

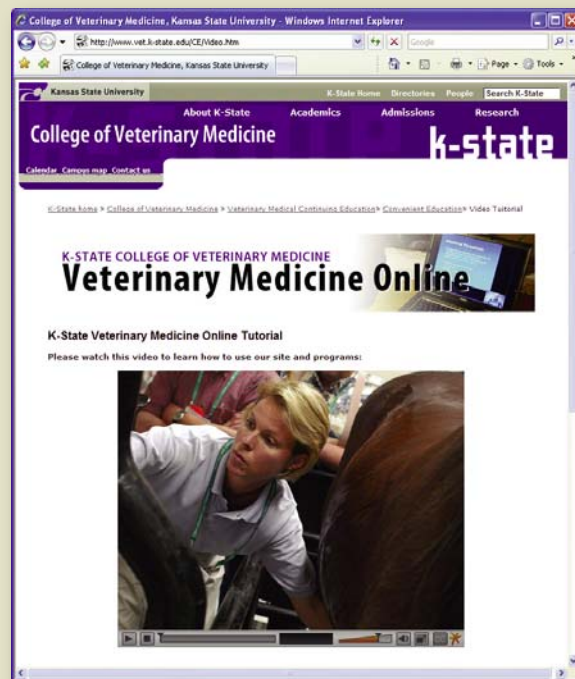
Thirty new online seminars provide a convenient way to earn continuing-education hours without leaving your home or practice. Log in and watch recorded seminars presented by faculty from the college, as well as guest speakers.

The new Equine Seminar Series is offered in six segments focusing on equine laminitis. These seminars feature contributions from Dr. Raul Bras, an associate veterinarian at the Rood and Riddle Equine Hospital in Lexington, Ky.

There are 13 new bovine seminars emphasizing bull evaluation and management, including five presentations by Dr. Albert Barth, theriogenologist at the University of Saskatchewan.

You'll find 11 new sheep and goat seminars added to the programs previously available as part of the Small Ruminant Seminar Series. A large array of topics are available covering nutrition, reproduction, medicine, neonatology, and surgery of llamas and alpacas. These seminars feature recognized experts in the care and management of camelids.

Veterinarians who use K-State's Veterinary Medicine Online programs earn CE credit by watching a captured seminar and taking a short quiz. Once the user passes the quiz, they are then provided with certificates confirming their completed CE hours.



Visit www.vet.k-state.edu/CE for more information.